

# Model-independent limits from missing energy searches

Johan Alwall, SLAC

with

M.-P. Le, M. Lisanti, J. Wacker

Davis, 1 Apr 2009

# Problem Statement

- We have no idea what any new physics beyond the Standard Model might look like
- Any models we come up with needs to be compared with experimental data from LHC and Tevatron
- The experimentalists have limited manpower
- How can data be communicated between experiments and theorists to allow comparison for any model, as well as providing maximum information useful to theorists?

# Presenting experimental data

Twofold problem:

- How to analyze/report **limits on cross sections** in a way that can be compared (by theorists) with any model?

J.A., Le, Lisanti, Wacker [arXiv:0809.3264]

- How to analyze/report/characterize **stable excesses over background** in a way that can be compared to any model and give relevant information on the underlying physics without bias to a certain model?

J.A., Schuster, Toro [arXiv:0810.3921]

# Presenting experimental data

Twofold problem:

This talk

- How to analyze/report **limits on cross sections** in a way that can be compared (by theorists) with any model?

J.A., Le, Lisanti, Wacker [arXiv:0809.3264]


- How to analyze/report/characterize **stable excesses over background** in a way that can be compared to any model and give relevant information on the underlying physics without bias to a certain model?

J.A., Schuster, Toro [arXiv:0810.3921]

# Present approaches

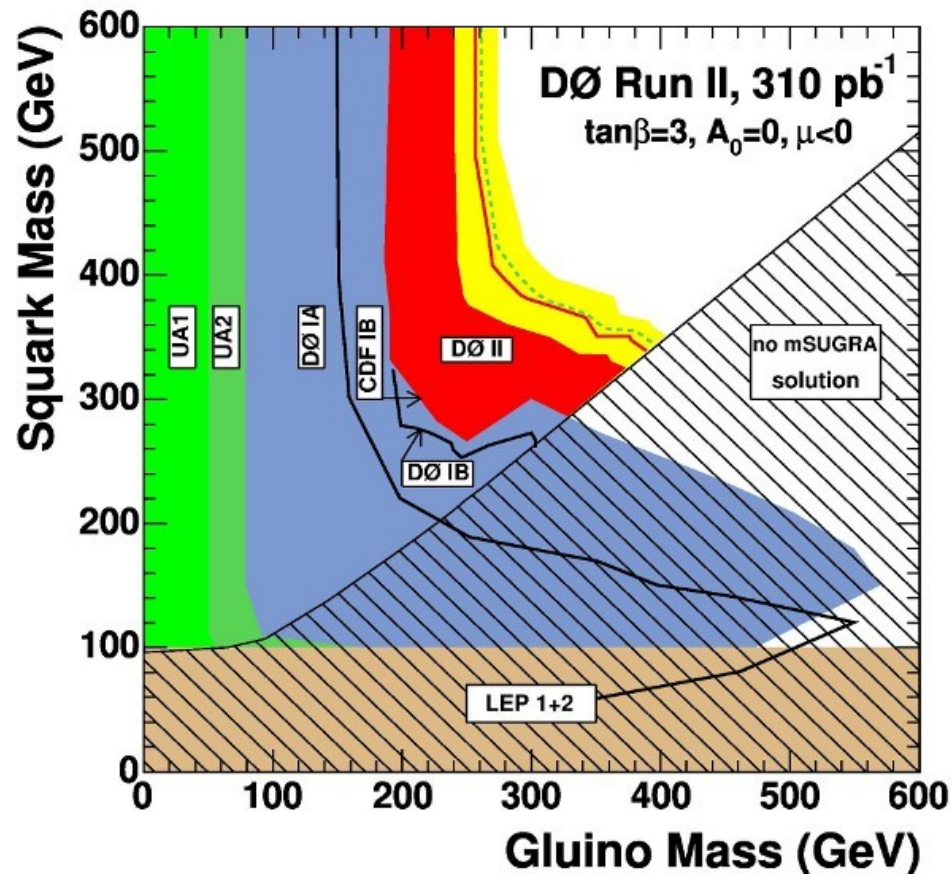
- Exclusions in model space of minimal model (mSUGRA/mGMSB/mAMSB) with few ( $\sim 4$ ) parameters
- Signature-based exclusions (cross section limits given some “standard” set of cuts)
- In case of excesses: Plots of data vs. backgrounds
- In case of excesses: Scans of SUSY space ( $\sim 20$  param) using high-level kinematical information

# Present approaches

- Exclusions in model space of minimal model (mSUGRA/mGMSB/mAMSB) with few ( $\sim 4$ ) parameters
- Problems:
  - Fixed relations between parameters, e.g.  
 $m_{\tilde{g}}:m_{\tilde{W}}:m_{\tilde{B}} \sim 6:2:1$   
 LSP
  - Fixed decays and branching ratios
  - Not all possible parameter space covered

# Present approaches

- Exclusions in model space of minimal model (mSUGRA/mGMSB/mAMSB) with few ( $\sim 4$ ) parameters



# Present approaches

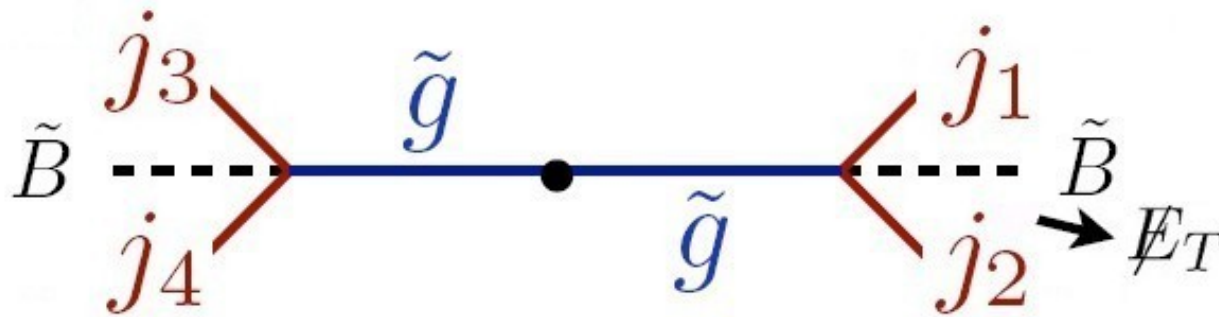
- Signature-based exclusions (cross section limits given some “standard” set of cuts)
  - Restricted in scope, reduced power
- In case of excesses: Plots of data vs. backgrounds
  - Detector deconvolution difficult/impossible
- In case of excesses: Scans of SUSY space ( $\sim 20$  param) using high-level kinematical information and rate information
  - Assumes SUSY, needs high-statistics data



# Non-standard scenarios

Example: Non-unified/non-standard SUSY scenarios can have free ratio  $m_{\tilde{g}}:m_{\tilde{B}}$

- $m_{\tilde{g}}:m_{\tilde{B}} \sim 1 \rightarrow$  gluino decays to 2 soft jets and LSP
  - No hard jets, small missing transverse energy



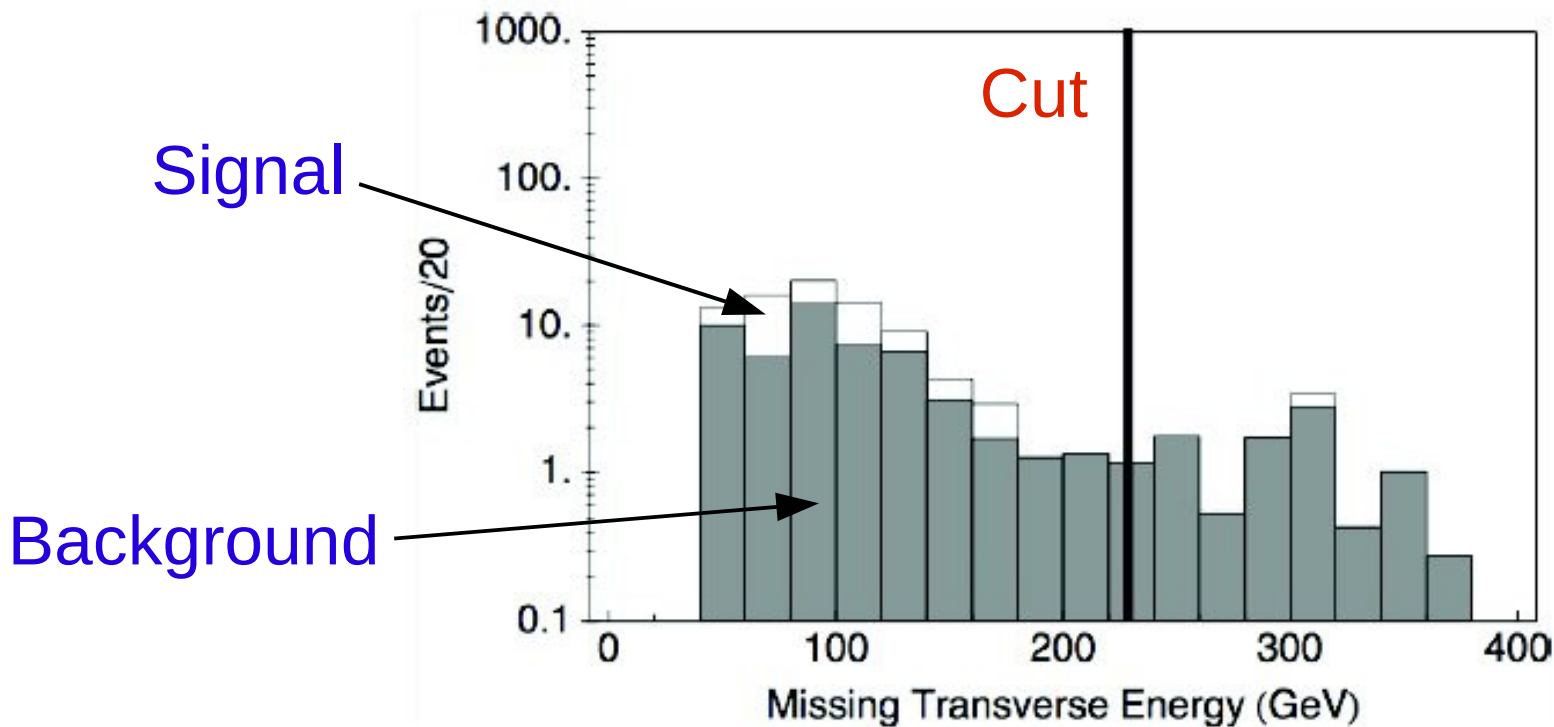
# Non-standard scenarios

Example: Non-unified/non-standard SUSY scenarios can have free ratio  $m_{\tilde{g}}:m_{\tilde{B}}$

- $m_{\tilde{g}}:m_{\tilde{B}} \sim 1 \rightarrow$  gluino decays to 2 soft jets and LSP
  - No hard jets, small missing transverse energy
- Unclear where Tevatron is sensitive
- Difficult/impossible to find limits outside collaboration

# Non-standard scenarios

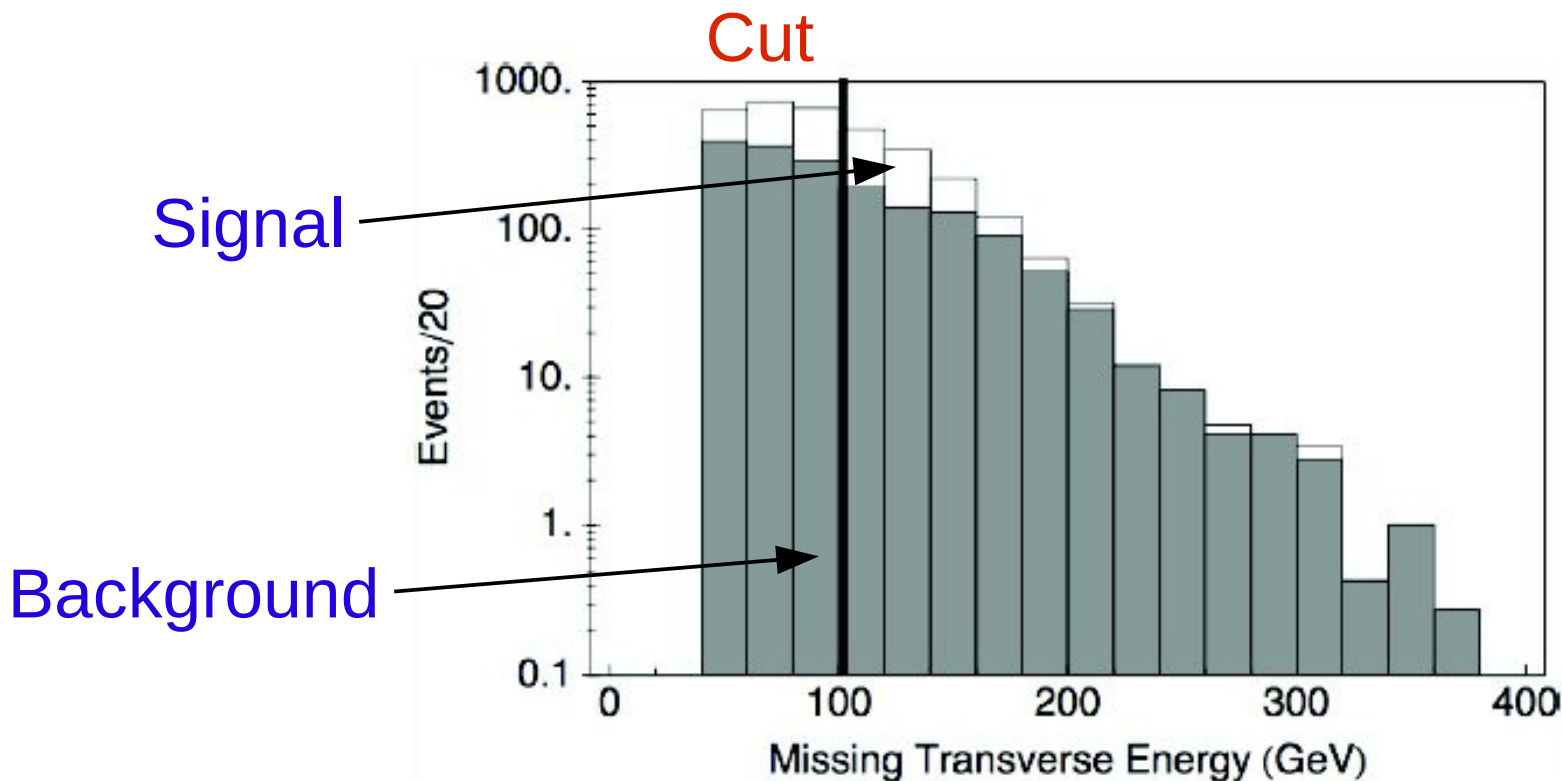
- Example:  $m_g = 210$  GeV and  $m_B = 100$  GeV
- $D\bar{D}$  dijet cuts, based on mSUGRA scenario:  
 $H_T > 300$  GeV,  $\cancel{E}_T > 225$  GeV



Standard cuts remove signal as well as background

# Non-standard scenarios

- Example:  $m_g = 210$  GeV and  $m_B = 100$  GeV
- Optimized cuts:  $H_T > 150$  GeV,  $\cancel{E}_T > 100$  GeV



Optimized cuts allow much improved S/B

# Cross section limits

Our suggestion to experimentalists:

- Provide differential cross section limits for multiple phase space bins (in relevant variables) for mutually exclusive searches ( $1j+MET$ ,  $2j+MET$ , ...)
- Provide detector simulation and event generation chain verified to allow comparison in relevant phase space regions
- Note! Only applicable for “hard” signals, where details of detector not crucial

# Cross section limits

Our suggestion to experimentalists:

- Provide differential cross section limits for multiple phase space bins (in relevant variables) for mutually exclusive searches (1j+MET,

Dijet	$H_T$	600	0.5 $\oplus$ 0.1	0.5 $\oplus$ 0.1	0.5 $\oplus$ 0.0	0.5 $\oplus$ 0.0	0.5 $\oplus$ 0.0	
		500	0.9 $\oplus$ 0.7	0.5 $\oplus$ 0.1	0.5 $\oplus$ 0.1	0.5 $\oplus$ 0.1	0.5 $\oplus$ 0.0	
		400	1.1 $\oplus$ 1.3	0.7 $\oplus$ 0.3	0.7 $\oplus$ 0.4	0.7 $\oplus$ 0.4	0.8 $\oplus$ 0.5	
		300	2.6 $\oplus$ 14	2.1 $\oplus$ 8.5	1.6 $\oplus$ 5.0	1.0 $\oplus$ 1.1		
		200	7.6 $\oplus$ 120	3.0 $\oplus$ 19				
		100						
			100	150	200	250	300	350
						$E_T$		

1 $\sigma$  limits  
in fb for  
4 fb<sup>-1</sup> at  
the  
Tevatron

# Cross section limits

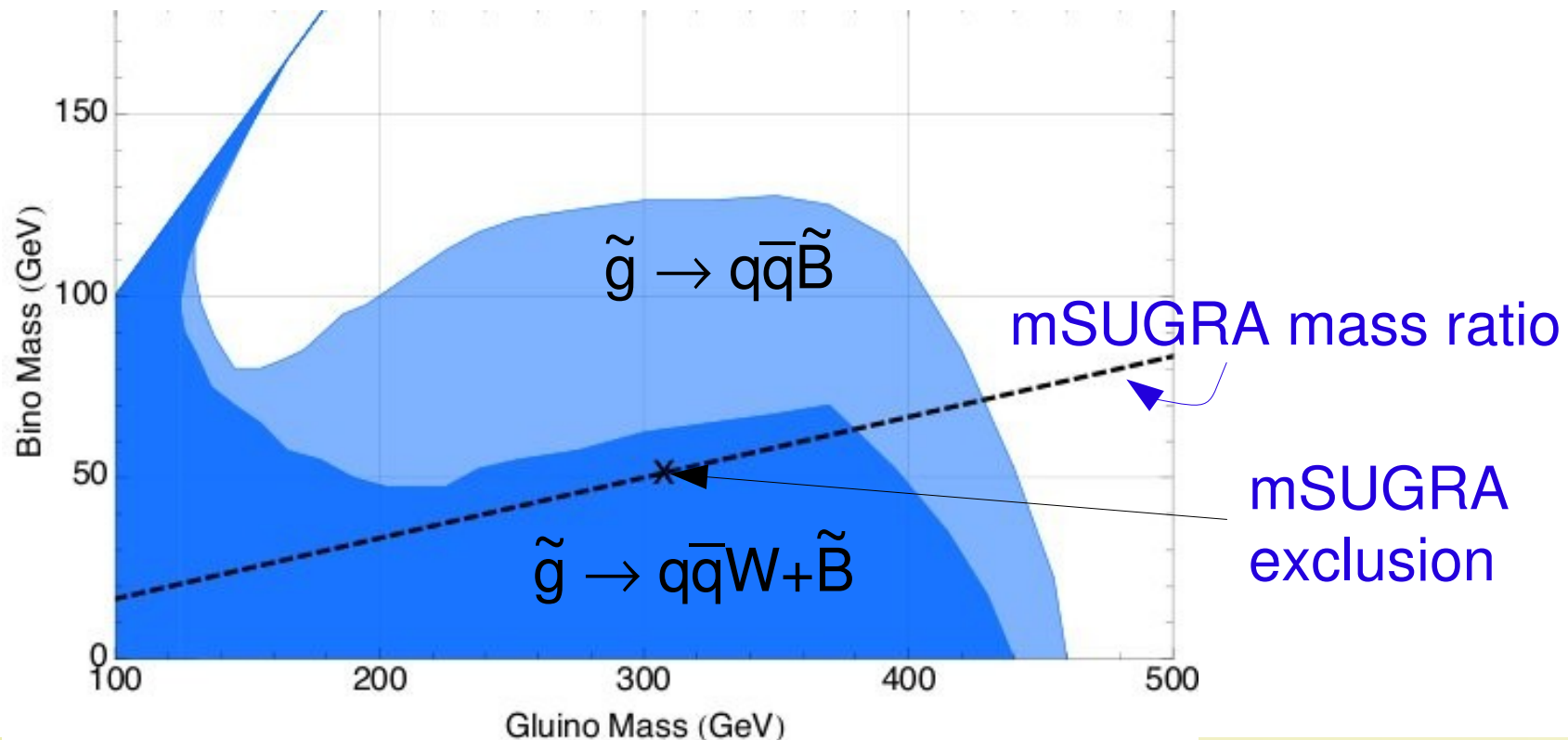
- Then, easy for theorists to generate the corresponding model cross sections (using generation setup) and compare, point-by-point in parameter space, to get exclusion region

Dijet	$H_T$	600	0	0	0	0	0
		500	0.2	0.2	0.1	0	0
		400	0.6	0.7	0.6	0.4	0.1
		300	1.4	1.9	1.6	0.3	
		200	0.9	0.5			
		100					
		100	150	200	250	300	350
					$E_T$		

Cross sections in fb, 340 GeV gluino, 100 GeV LSP

# Cross section limits

- Examples:
  - Gluinos decaying to  $q\bar{q}+LSP$
  - Gluinos decaying to  $q\bar{q}W+LSP$  (with  $m_{\tilde{W}}-m_{\tilde{B}} \sim m_W$ )





# Conclusions

- Idea to allow theorists to find (approximate) exclusion region for any model (with missing  $E_T$  signature) based on experimental searches
  - Provide grid of differential cross sections in number of jets and different missing  $E_T$  and  $H_T$  cuts
  - Provide authorized detector simulation and event generation parameters
- Can be easily and naturally extended to any high- $p_T$  signatures

# Backup slides

# Searches at the Tevatron

	$1j + \cancel{E}_T$	$2j + \cancel{E}_T$	$3j + \cancel{E}_T$	$4^+ j + \cancel{E}_T$
$E_{T j_1}$	$\geq 150$	$\geq 35$	$\geq 35$	$\geq 35$
$E_{T j_2}$	$< 35$	$\geq 35$	$\geq 35$	$\geq 35$
$E_{T j_3}$	$< 35$	$< 35$	$\geq 35$	$\geq 35$
$E_{T j_4}$	$< 20$	$< 20$	$< 20$	$\geq 20$

two hardest jets  $|\eta| \leq 0.8$  other jets  $|\eta| \leq 2.5$

# Statistics

$$\langle S^{\text{excl}}(B) \rangle = \sum_{N_m=0}^{\infty} S^{\text{excl}}(N_m, B) \frac{e^{-B} B^{N_m}}{N_m!}$$

$$\lim_{B \rightarrow \infty} \langle S^{\text{excl}}(B) \rangle = \sqrt{B}.$$

$$\lim_{B \rightarrow 0} \langle S^{\text{excl}}(B) \rangle = -\ln(0.16) \approx 1.8$$

$$\chi_N^2 = \sum_{j=1}^N \frac{S_j^2}{(\text{SL}_j)^2 + (\epsilon_{\text{sys}} \times B_j)^2} \times \frac{1}{N}$$

- Include only measurements with expected significance  $> S^{\text{crit}}$  (e.g. 0.5)