



# Jets (and some other stuff) for the LHC: experimental perspective

Joey Huston  
Michigan State University



West Coast Theorist thing  
Davis Dec. 8 2006



ATLAS webcams on Geneve and Jura sides

# References

## ● Also online at ROP

REVIEW ARTICLE

### Hard Interactions of Quarks and Gluons: a Primer for LHC Physics

J. M. Campbell  
Department of Physics and Astronomy  
University of Glasgow  
Glasgow G12 8QQ  
United Kingdom

J. W. Huston  
Department of Physics and Astronomy  
Michigan State University  
East Lansing, MI 48824  
USA

W. J. Stirling  
Institute for Particle Physics Phenomenology  
University of Durham  
Durham DH1 3LE  
United Kingdom

**Abstract.** In this review article, we will develop the perturbative framework for the calculation of hard scattering processes. We will undertake to provide both a reasonably rigorous development of the formalism of hard scattering of quarks and gluons as well as an intuitive understanding of the physics behind the scattering. We will emphasize the role of logarithmic corrections as well as power counting in  $\alpha_S$  in order to understand the behaviour of hard scattering processes. We will include "rules of thumb" as well as "official recommendations", and where possible will seek to dispel some myths. We will also discuss the impact of soft processes on the measurements of hard scattering processes. Experiences that have been gained at the Fermilab Tevatron will be recounted and, where appropriate, extrapolated to the LHC.

Submitted to: *Rep. Prog. Phys.*

## Standard Model benchmarks



See [www.pa.msu.edu/~huston/\\_Les\\_Houches\\_2005/Les\\_Houches\\_SM.html](http://www.pa.msu.edu/~huston/_Les_Houches_2005/Les_Houches_SM.html)

# Some background: what to expect at the LHC

...according to a theorist



Murayama LP03



# What to expect at the LHC

...according to a theorist



- According to a ~~current~~ former Secretary of Defense

- ◆ known knowns
- ◆ known unknowns
- ◆ unknown unknowns



# What to expect at the LHC

...according to a theorist

● According to a former Secretary of Defense

◆ known knowns

- ▲ SM at the Tevatron
- ▲ (most of) SM at the LHC

◆ known unknowns

- ▲ some aspects of SM at the LHC

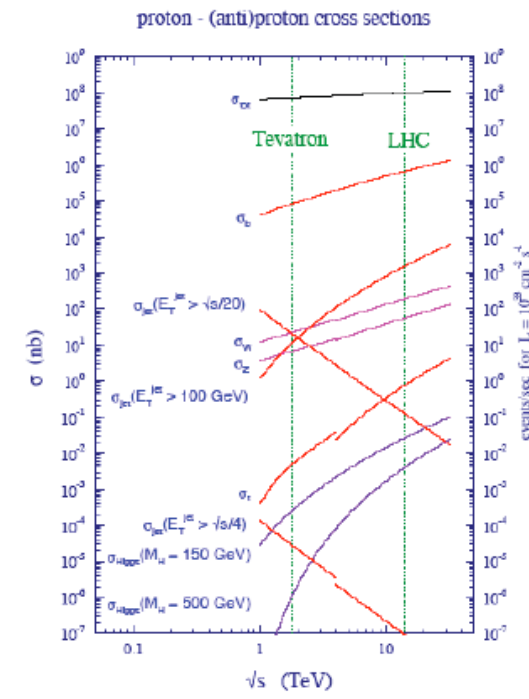

◆ unknown unknowns

- ▲ ???



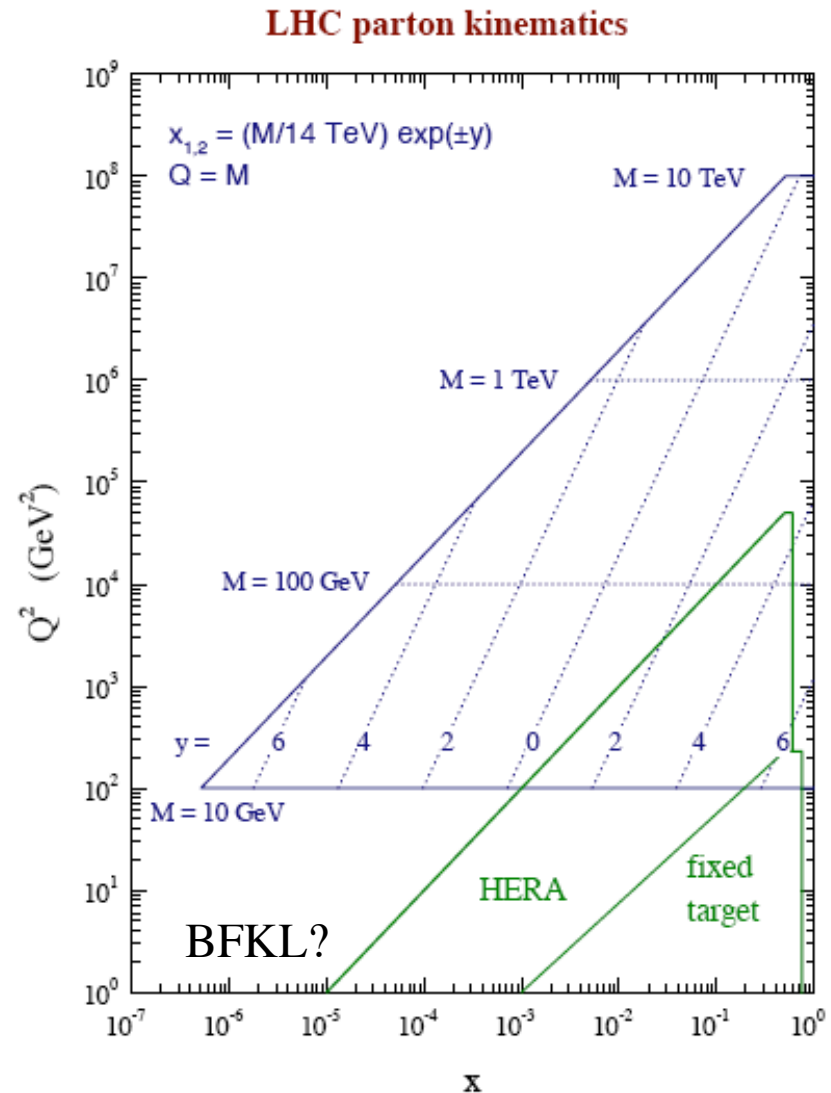
# Discovering the SM at the LHC

- We're all looking for BSM physics at the LHC
- Before we publish BSM discoveries from the early running of the LHC, we want to make sure that we measure/understand SM cross sections
  - ◆ detector and reconstruction algorithms operating properly
  - ◆ SM physics understood properly
  - ◆ SM backgrounds to BSM physics correctly taken into account
- ATLAS/CMS will have a program to measure production of SM processes: inclusive jets, W/Z + jets, heavy flavor during first inverse femtobarn
  - ◆ so we need/have a program now of Monte Carlo production and studies to make sure that we understand what issues are important
  - ◆ and of tool and algorithm and theoretical prediction development



# Cross sections at the LHC

- Experience at the Tevatron is very useful, but scattering at the LHC is not necessarily just “rescaled” scattering at the Tevatron
- Small typical momentum fractions  $x$  in many key searches
  - ◆ dominance of gluon and sea quark scattering
  - ◆ large phase space for gluon emission and thus for production of extra jets
  - ◆ intensive QCD backgrounds
  - ◆ or to summarize,...lots of Standard Model to wade through to find the BSM pony



# Parton kinematics

- To serve as a handy “look-up” table, it’s useful to define a parton-parton luminosity
  - ◆ this is from a contribution to Les Houches (and in review paper)
- Equation 3 can be used to estimate the production rate for a hard scattering at the

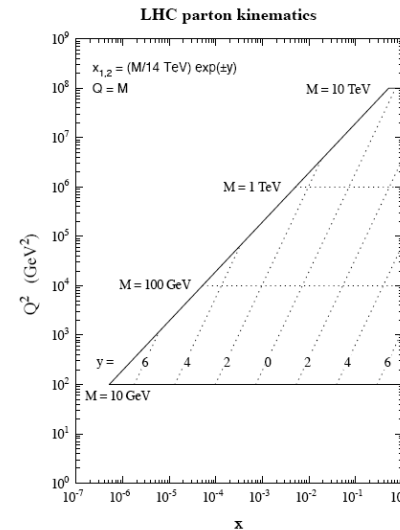


Fig. 1: Parton kinematics for the LHC.

$$\frac{dL_{ij}}{d\hat{s} dy} = \frac{1}{s} \frac{1}{1 + \delta_{ij}} [f_i(x_1, \mu) f_j(x_2, \mu) + (1 \leftrightarrow 2)] . \quad (1)$$

The prefactor with the Kronecker delta avoids double-counting in case the partons are identical. The generic parton-model formula

$$\sigma = \sum_{i,j} \int_0^1 dx_1 dx_2 f_i(x_1, \mu) f_j(x_2, \mu) \hat{\sigma}_{ij} \quad (2)$$

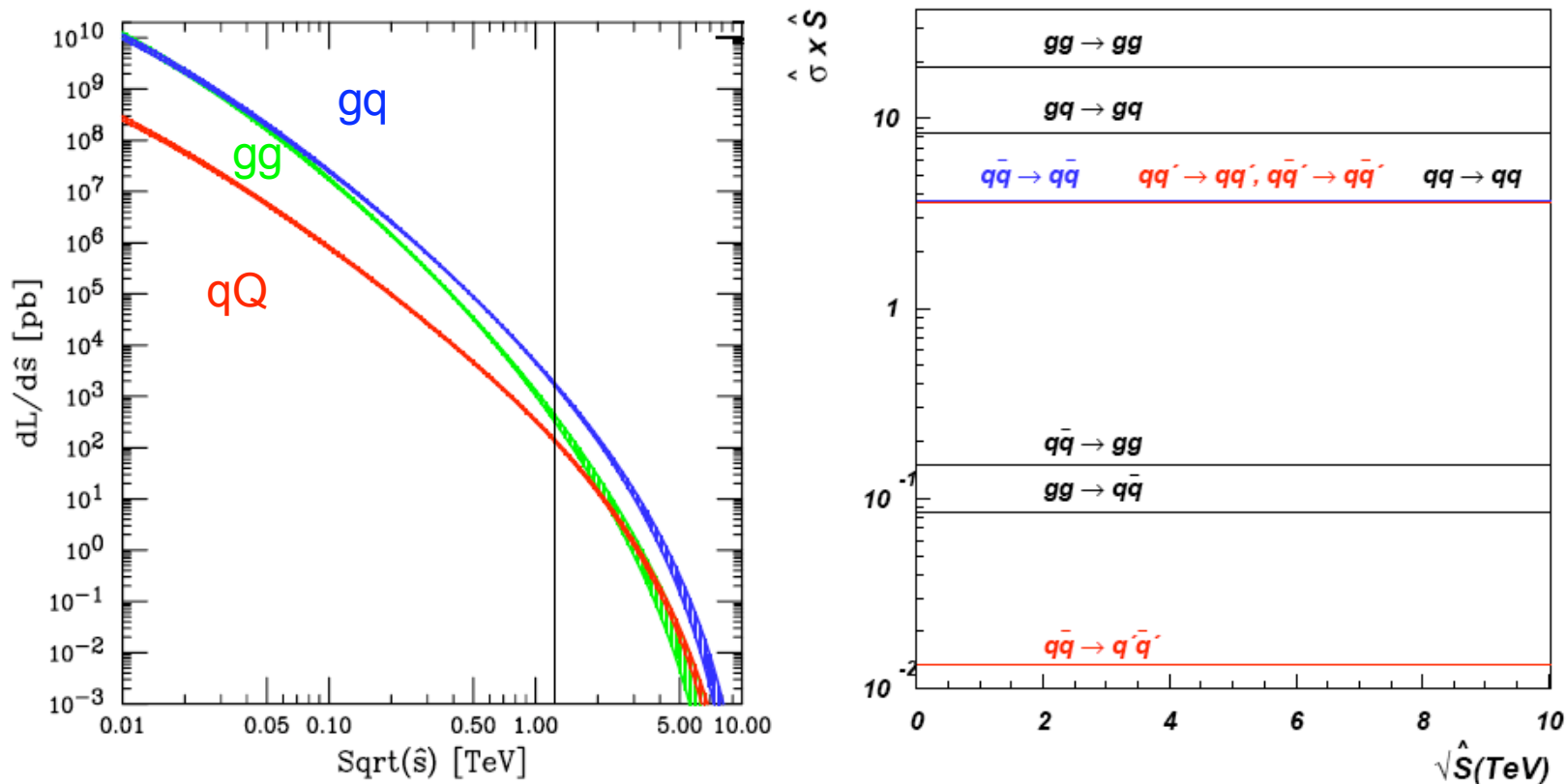
can then be written as

$$\sigma = \sum_{i,j} \int \left( \frac{d\hat{s}}{\hat{s}} dy \right) \left( \frac{dL_{ij}}{d\hat{s} dy} \right) (\hat{s} \hat{\sigma}_{ij}) . \quad (3)$$



# Cross section estimates

$\sigma = \frac{\Delta \hat{s}}{\hat{s}} \left( \frac{dL_{ij}}{d\hat{s}} \right) (\hat{s} \hat{\sigma}_{ij})$  for the gluon pair production rate for  $\hat{s}=1$  TeV and  $\Delta \hat{s} = 0.01 \hat{s}$ ,  
 we have  $\frac{dL_{gg}}{d\hat{s}} \simeq 10^3$  pb and  $\hat{s} \hat{\sigma}_{gg} \simeq 20$  leading to  $\sigma \simeq 200$  pb



for  
 $p_T=0.1^*$   
 $\sqrt{\hat{s}}$

Fig. 2: Left: luminosity  $\left[ \frac{1}{\hat{s}} \frac{dL_{ij}}{d\hat{s}} \right]$  in pb integrated over  $y$ . Green= $gg$ , Blue= $g(d + u + s + c + b) + g(\bar{d} + \bar{u} + \bar{s} + \bar{c} + \bar{b}) + (d + u + s + c + b)g + (\bar{d} + \bar{u} + \bar{s} + \bar{c} + \bar{b})g$ , Red= $d\bar{d} + u\bar{u} + s\bar{s} + c\bar{c} + b\bar{b} + \bar{d}d + \bar{u}u + \bar{s}s + \bar{c}c + \bar{b}b$ . Right: parton level cross sections  $[\hat{s}\hat{\sigma}_{ij}]$  for various processes

# LHC to Tevatron pdf luminosities

- Processes that depend on qQ initial states (e.g. chargino pair production) have small enhancements
- Most backgrounds have gg or gq initial states and thus large enhancement factors (500 for W + 4 jets for example, which is primarily gq) at the LHC
- W+4 jets is a background to tT production both at the Tevatron and at the LHC
- tT production at the Tevatron is largely through a qQ initial states and so qQ->tT has an enhancement factor at the LHC of ~10
- Luckily tT has a gg initial state as well as qQ so total enhancement at the LHC is a factor of 100
  - ◆ but increased W + jets background means that a higher jet cut is necessary at the LHC
  - ◆ universal theme: jet cuts are higher at LHC than at Tevatron

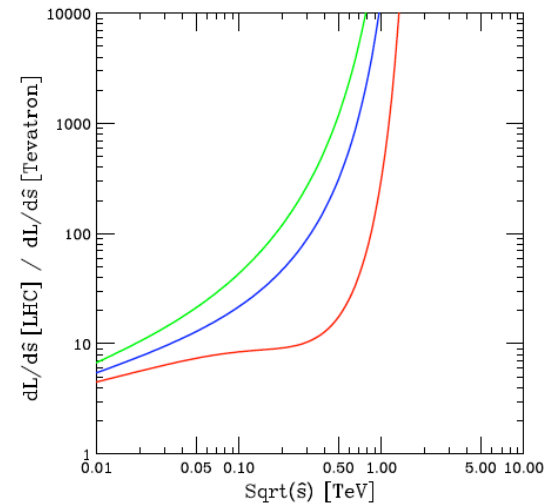


Figure 11. The ratio of parton-parton luminosity  $\left[\frac{1}{s} \frac{dL_{ij}}{ds}\right]$  in pb integrated over  $y$  at the LHC and Tevatron. Green= $gg$  (top), Blue= $g(d+u+s+c+b)+g(\bar{d}+\bar{u}+\bar{s}+\bar{c}+\bar{b})+(d+u+s+c+b)g+(\bar{d}+\bar{u}+\bar{s}+\bar{c}+\bar{b})g$  (middle), Red= $d\bar{d}+u\bar{u}+s\bar{s}+c\bar{c}+b\bar{b}+\bar{d}\bar{d}+\bar{u}\bar{u}+\bar{s}\bar{s}+\bar{c}\bar{c}+\bar{b}\bar{b}$  (bottom).

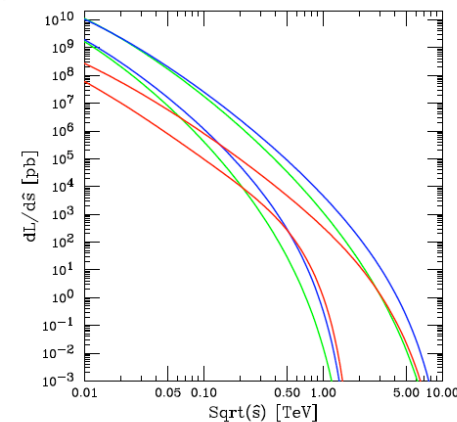


Figure 10. The parton-parton luminosity  $\left[\frac{1}{s} \frac{dL_{ij}}{ds}\right]$  in pb integrated over  $y$ . Green= $gg$ , Blue= $g(d+u+s+c+b)+g(\bar{d}+\bar{u}+\bar{s}+\bar{c}+\bar{b})+(d+u+s+c+b)g+(\bar{d}+\bar{u}+\bar{s}+\bar{c}+\bar{b})g$ , Red= $d\bar{d}+u\bar{u}+s\bar{s}+c\bar{c}+b\bar{b}+\bar{d}\bar{d}+\bar{u}\bar{u}+\bar{s}\bar{s}+\bar{c}\bar{c}+\bar{b}\bar{b}$ . The top family of curves are for the LHC and the bottom for the Tevatron.

# PDF uncertainties at the LHC

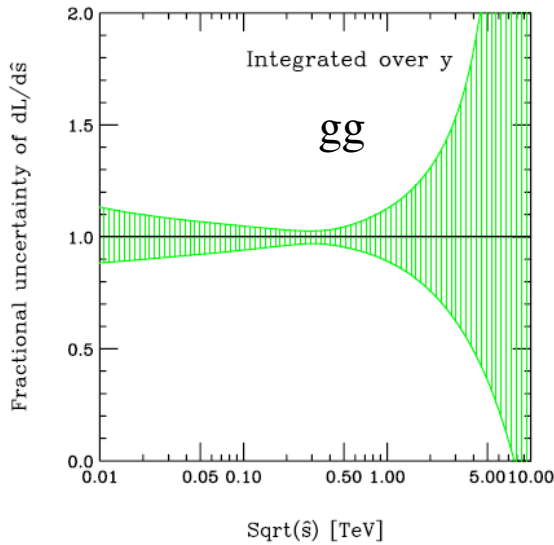


Fig. 4: Fractional uncertainty of  $gg$  luminosity integrated over  $y$ .

Note that for much of the SM/discovery range, the pdf luminosity uncertainty is small

It will be a while, i.e. not in the first  $\text{fb}^{-1}$ , before the LHC data starts to constrain pdf's

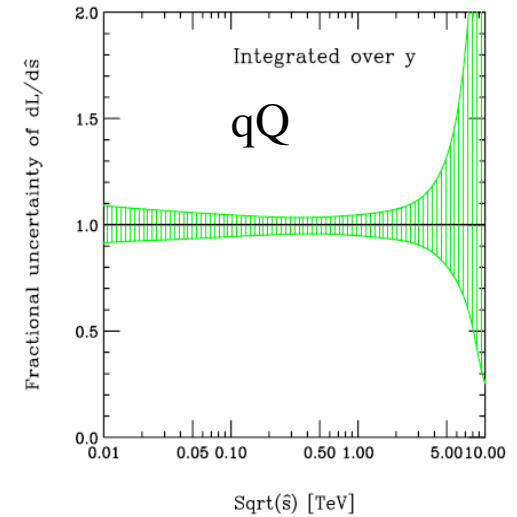


Fig. 7: Fractional uncertainty for Luminosity integrated over  $y$  for  $d\bar{d} + u\bar{u} + s\bar{s} + c\bar{c} + b\bar{b} + \bar{d}d + \bar{u}u + \bar{s}s + \bar{c}c + \bar{b}b$ .

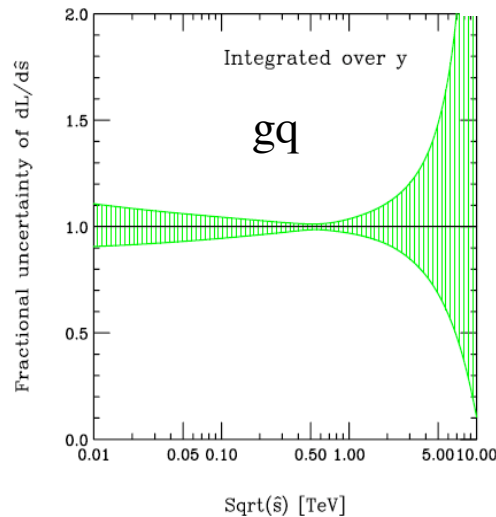


Fig. 6: Fractional uncertainty for Luminosity integrated over  $y$  for  $g(d + u + s + c + b) + g(\bar{d} + \bar{u} + \bar{s} + \bar{c} + \bar{b}) + (d + u + s + c + b)g + (\bar{d} + \bar{u} + \bar{s} + \bar{c} + \bar{b})g$ .

# Known knowns: Sudakov form factors

- Sudakov form factor gives the probability for a gluon **not** to be emitted; basis of parton shower Monte Carlos
- Curves from top to bottom correspond to initial state Sudakov form factors for gluon  $x$  values of 0.3, 0.1, 0.03, 0.01, 0.001, 0.0001 at a scale of 500 GeV
- For example, probability for an initial state gluon of  $x=0.01$  not to emit a gluon of  $\geq 20$  GeV when starting from an initial scale of 500 GeV is  $\sim 35\%$ , i.e. there is a 65% probability for such an emission
- Sudakov form factors for  $q \rightarrow qg$  are shown on bottom right; note for  $x < 0.03$  form factors are similar to form factor for  $x=0.03$  (and so are not shown)
- Sudakov form factors for  $g \rightarrow gg$  continue to drop with decreasing  $x$ 
  - ◆  $g \rightarrow gg$  splitting function  $P(z)$  has singularities both as  $z \rightarrow 0$  and as  $z \rightarrow 1$
  - ◆  $q \rightarrow qg$  has only  $z \rightarrow 1$  singularity
- **There is a large probability for hard gluon emission if gluons are involved, the value of  $x$  is small and the value of the hard scattering scale is large, i.e. the LHC**
  - ◆ another universal theme

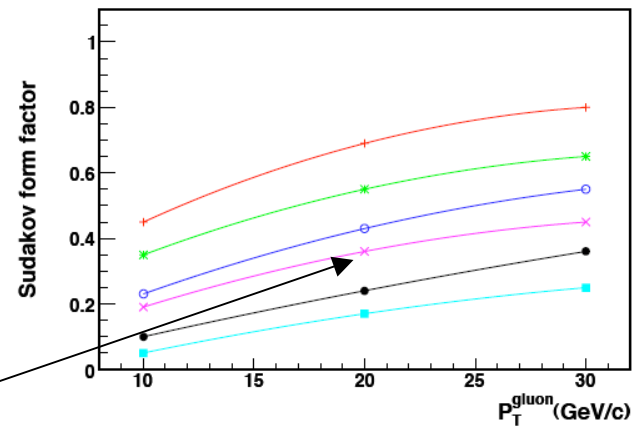


Figure 19. The Sudakov form factors for initial state gluons at a hard scale of 500 GeV as a function of the transverse momentum of the emitted gluon. The form factors are for (top to bottom) parton  $x$  values of 0.3, 0.1, 0.03, 0.01, 0.001 and 0.0001.

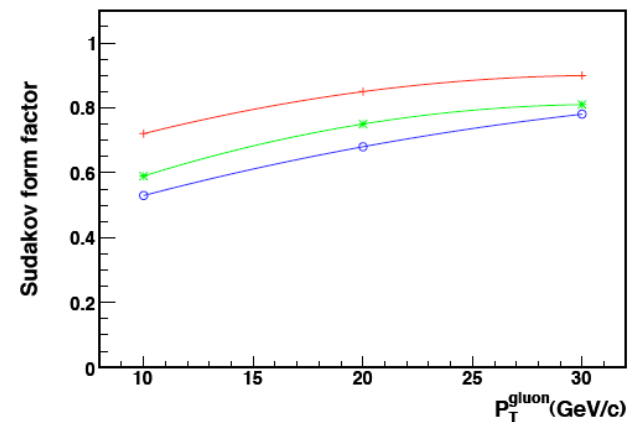
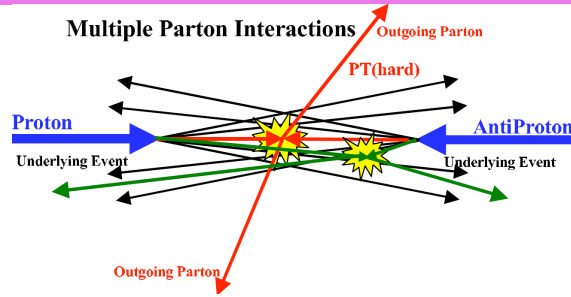
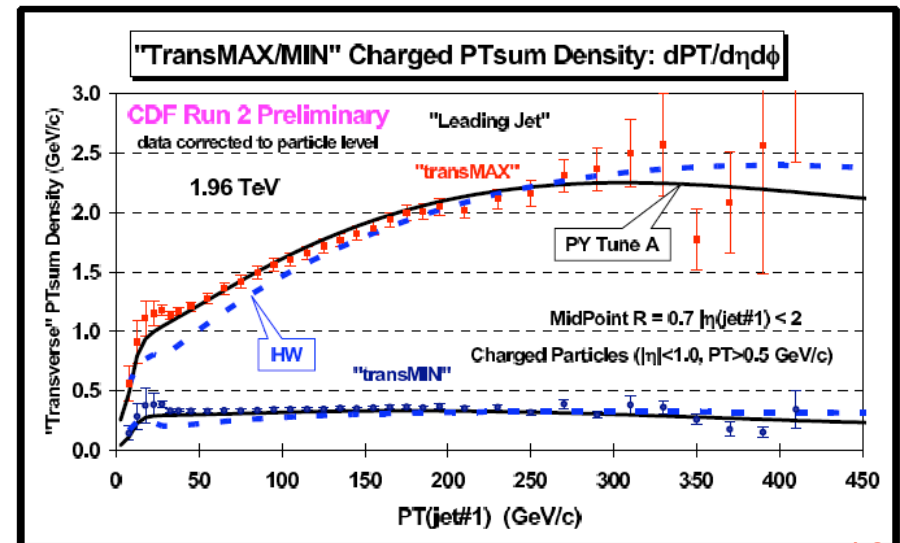
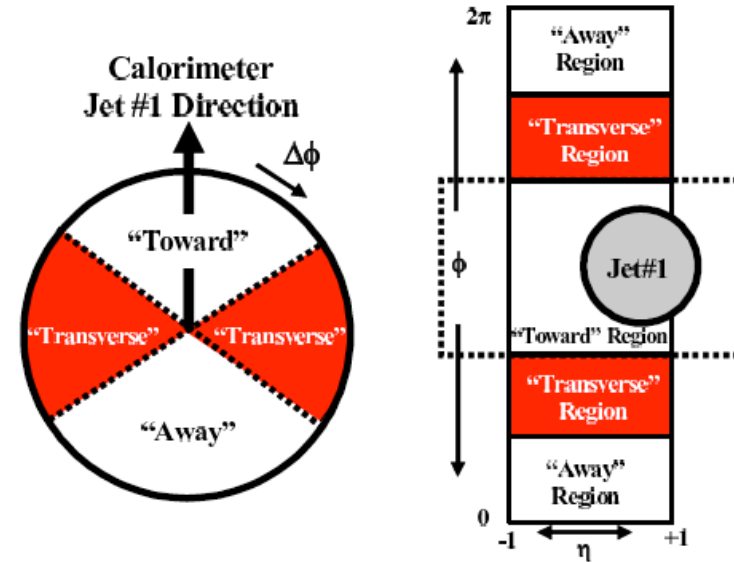


Figure 21. The Sudakov form factors for initial state quarks at a hard scale of 500 GeV as a function of the transverse momentum of the emitted gluon. The form factors are for (top to bottom) parton  $x$  values of 0.3, 0.1 and 0.03.

# Known known: underlying event at the Tevatron



- Define regions transverse to the leading jet in the event
- Label the one with the most transverse momentum the MAX region and that with the least the MIN region
- The transverse momentum in the MAX region grows as the momentum of the lead jet increases
  - ◆ receives contribution from higher order perturbative contributions
- The transverse momentum in the MIN region stays basically flat, at a level consistent with minimum bias events
  - ◆ no substantial higher order contributions
- Monte Carlos can be tuned to provide a reasonably good universal description of the data for inclusive jet production and for other types of events as well
  - ◆ multiple interactions among low  $x$  gluons



# Known unknown: underlying event at the LHC

- There's a great deal of uncertainty regarding the level of underlying event at 14 TeV, but it's clear that the UE is larger at the LHC than at the Tevatron
- Should be able to establish reasonably well with the first collisions in 2008
- Rick Field is working on some new tunes
  - ◆ fixing problems present in Tune A
  - ◆ tunes for Jimmy
  - ◆ tunes for CTEQ6.1 (NLO)
  - ◆ see TeV4LHC writeup for details

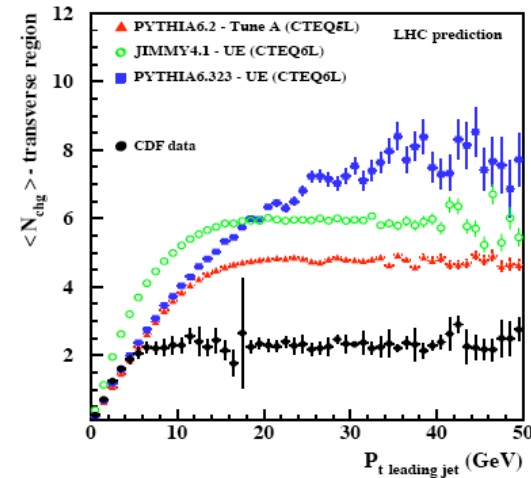
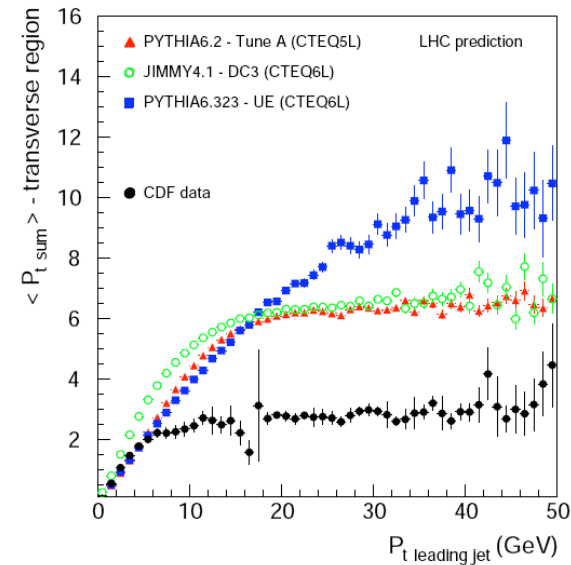


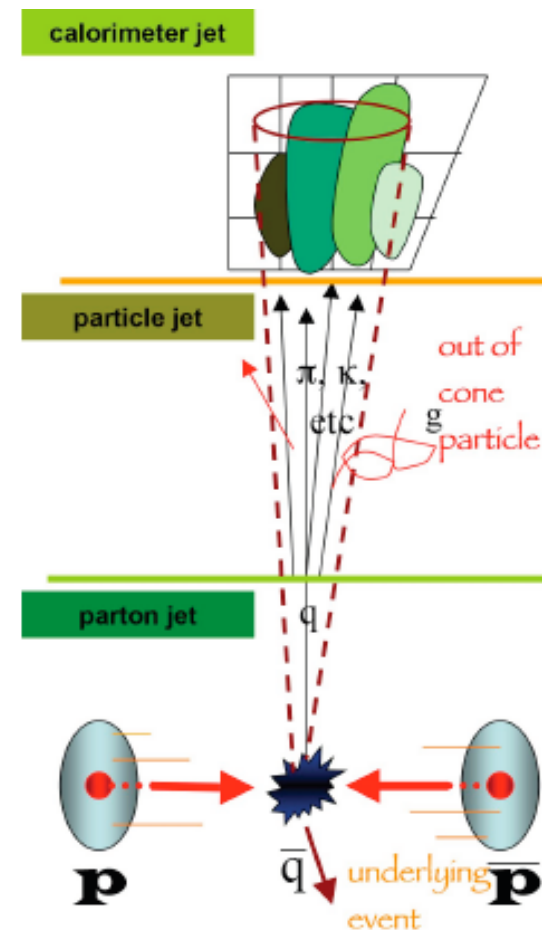
Figure 6: Pythia6.2 - Tune A, Jimmy4.1 - UE and Pythia6.323 - UE predictions for the average charged multiplicity in the underlying event for LHC pp collisions.



# Jet algorithms

- To date, emphasis in ATLAS and CMS has been (deservedly so) on jet energy calibration and not on details of jet algorithms
  - ◆ at Tevatron, we've been worrying about both for some time
- But some attention to the latter will be necessary for precision physics

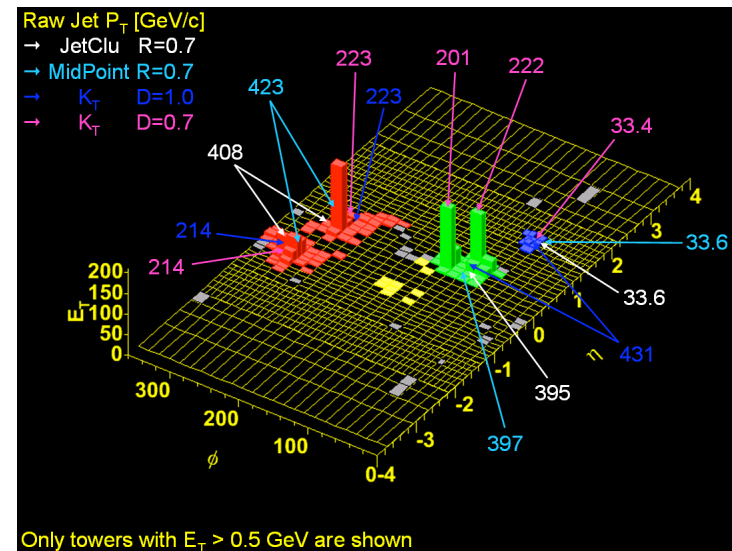
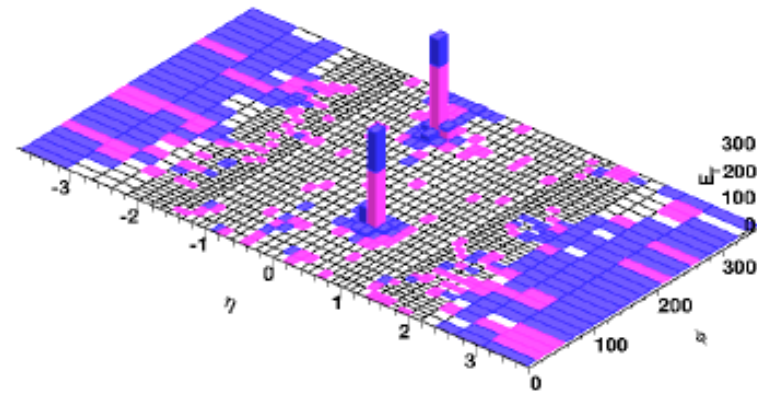
- An understanding of jet algorithms/jet shapes will be crucial early for jet calibration in such processes as  $\gamma$ +jet/Z+jet



# Jet algorithms

- For some events, the jet structure is very clear and there's little ambiguity about the assignment of towers to the jet
- But for other events, there is ambiguity and the jet algorithm must make decisions that impact precision measurements
- If comparison is to hadron-level Monte Carlo, then hope is that the Monte Carlo will reproduce all of the physics present in the data and influence of jet algorithms can be understood
  - ◆ more difficulty when comparing to parton level calculations

CDF Run II events





# Desired features of jet algorithms

## ● From theoretical point-of-view

- ◆ infrared safety: insensitive to soft gluon radiation
- ◆ collinear safety: insensitive to collinear splitting of gluon radiation
- ◆ boost invariance: algorithm should find the same jets independent of any boosts along the beam axis
- ◆ boundary stability: the kinematics that define the jet should be insensitive to the details of the final state
- ◆ order independence: the algorithm should give similar results at the particle, parton and detector levels
- ◆ straightforward implementation: the algorithm should be straightforward to implement in perturbative calculations

## ● From experimental point-of-view

- ◆ detector independence: there should be little or no dependence on detector segmentation, energy response or resolution
- ◆ minimization of resolution smearing: the algorithm should not amplify the inevitable effects of resolution smearing and angle biases
- ◆ stability with luminosity: jet finding should not be strongly affected by multiple interactions at high luminosities
- ◆ resource efficiency: the jet algorithm should identify jets using a minimum of computer time
- ◆ reconstruction efficiency: the jet algorithm should identify all jets associated with partons
- ◆ ease of calibration: the algorithm should not present obstacles to the reliable calibration of the jet
- ◆ fully specified: all of the details of the algorithm must be fully specified including specifications for clustering, energy and angles, and splitting/merging

# Midpoint cone algorithm

- Generate  $p_T$  ordered list of towers (or particles/partons)
- Find proto-jets around seed towers (typically 1 GeV) with  $p_T > \text{threshold}$  (typically 100 MeV)

- ◆ include tower  $k$  in cone if

$$k \in C \text{ iff } \sqrt{(y_k - y_C)^2 + (\phi_k - \phi_C)^2} \leq R_{\text{cone}}$$

$$p_C = (E_C, \vec{p}_C) = \sum_{k \in C} (E_k, \vec{p}_k), \quad \bar{y}_C \equiv \frac{1}{2} \ln \frac{E_C + p_{z,C}}{E_C - p_{z,C}}, \quad \bar{\phi}_C \equiv \tan^{-1} \frac{p_{y,C}}{p_{x,C}}$$

- ◆ iterate if  $(y_C, \phi_C) = (y_C, \phi_C)$
  - ◆ NB: use of seeds creates IR-sensitivity

- **Generate midpoint list from proto-jets**

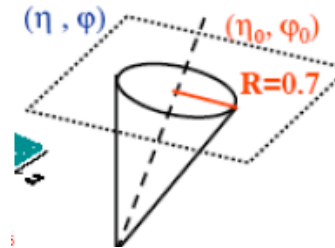
- ◆ using midpoints as seed positions reduces IR-sensitivity

- Find proto-jets around midpoints

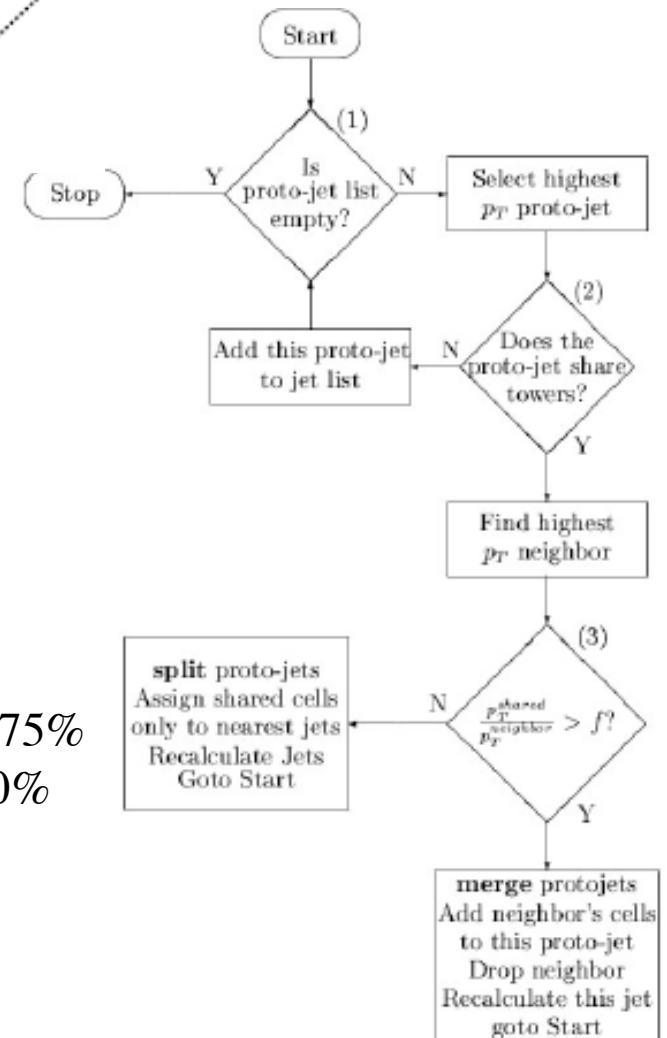
- Go to splitting/merging stage

- ◆ real jets have spatial extent and can overlap; have to decide whether to merge the jets or to split them

- Calculate kinematics ( $p_T, y, \phi$ ) from final stable cones



CDF uses  $f=75\%$   
D0 uses  $f=50\%$



# Jet algorithms at NLO

- Remember at LO, 1 parton = 1 jet
- At NLO, there can be two partons in a jet and life becomes more interesting
- Let's set the  $p_T$  of the second parton =  $z$  that of the first parton and let them be separated by a distance  $d$  ( $=\Delta R$ )
- Then in regions I and II (on the left), the two partons will be within  $R_{\text{cone}}$  of the jet centroid and so will be contained in the same jet
  - ◆ ~10% of the jet cross section is in Region II; this will decrease as the jet  $p_T$  increases (and  $\alpha_s$  decreases)
  - ◆ at NLO the  $k_T$  algorithm corresponds to Region I (for  $D=R$ ); thus at parton level, the cone algorithm is always larger than the  $k_T$  algorithm

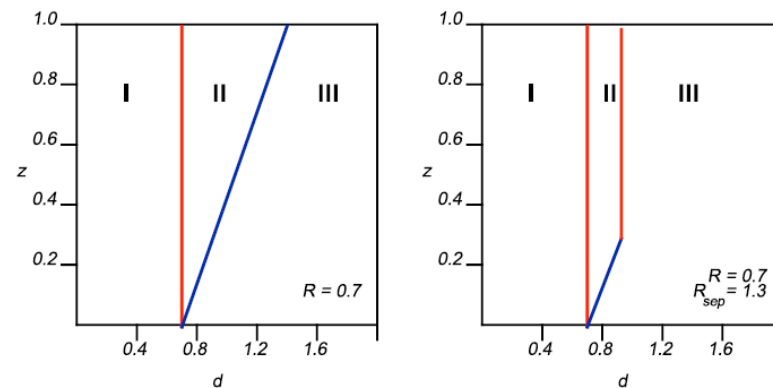
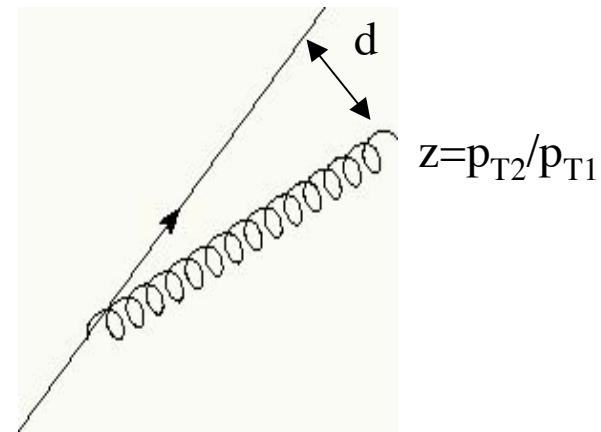


Figure 22. The parameter space  $(d,Z)$  for which two partons will be merged into a single jet.

# Jets at NLO continued

- Construct what is called a Snowmass potential

shown in Figure 50, where the towers unclustered into any jet are shaded black. A simple way of understanding these dark towers begins by defining a “Snowmass potential” in terms of the 2-dimensional vector  $\vec{r} = (y, \phi)$  via

$$V(\vec{r}) = -\frac{1}{2} \sum_j p_{T,j} \left( R_{cone}^2 - (\vec{r}_j - \vec{r})^2 \right) \Theta \left( R_{cone}^2 - (\vec{r}_j - \vec{r})^2 \right). \quad (39)$$

The flow is then driven by the “force”  $\vec{F}(\vec{r}) = -\vec{\nabla} V(\vec{r})$  which is thus given by,

$$\begin{aligned} \vec{F}(\vec{r}) &= \sum_j p_{T,j} (\vec{r}_j - \vec{r}) \Theta \left( R_{cone}^2 - (\vec{r}_j - \vec{r})^2 \right) \\ &= \left( \vec{r}_{C(\vec{r})} - \vec{r} \right) \sum_{j \in C(\vec{r})} p_{T,j}, \end{aligned} \quad (40)$$

where  $\vec{r}_{C(\vec{r})} = (\bar{y}_{C(\vec{r})}, \bar{\phi}_{C(\vec{r})})$  and the sum runs over  $j \in C(\vec{r})$  such that  $\sqrt{(y_j - y)^2 + (\phi_j - \phi)^2} \leq R_{cone}$ . As desired, this force pushes the cone to the stable cone position.

- The minima of the potential function indicates the positions of the stable cone solutions
  - ◆ the derivative of the potential function is the force that shows the direction of flow of the iterated cone
- The midpoint solution contains both partons

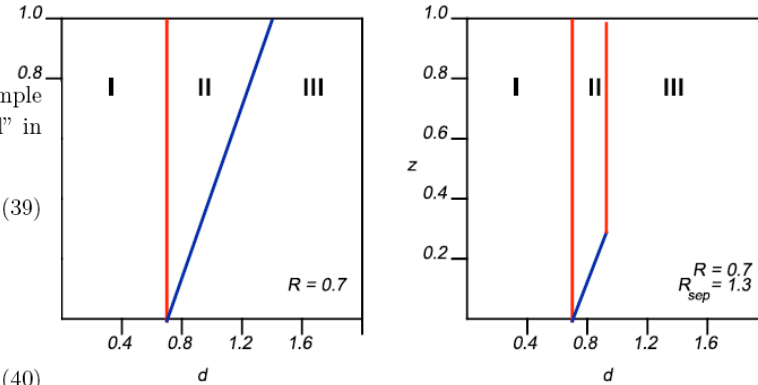


figure 22. The parameter space (d,Z) for which two partons will be merged into a jet.

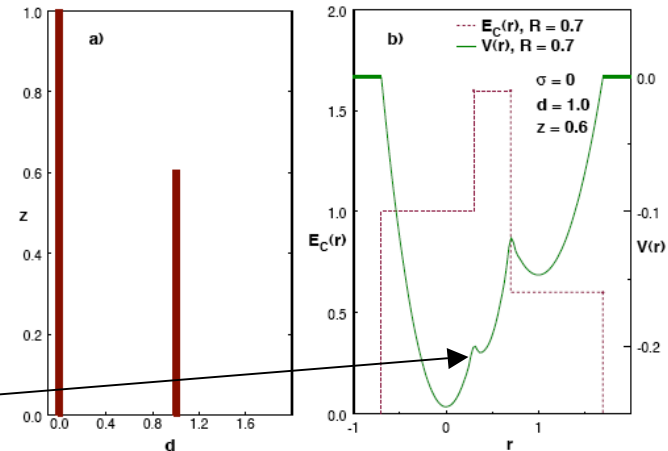


Figure 51. A schematic depiction of a specific parton configuration and the results of applying the midpoint cone jet clustering algorithm. The potential discussed in the text and the resulting energy in the jet are plotted.

# Jets in real life

- Thus, jets don't consist of 1 fermi partons but have a spatial distribution
- Can approximate this as a Gaussian smearing of the spatial distribution of the parton energy
  - ◆ the effective sigma ranges between around 0.1 and 0.3 depending on the parton type (quark or gluon) and on the parton  $p_T$
- Note that because of the effects of smearing that
  - ◆ the midpoint solution is (**almost always**) lost
    - ▲ thus region II is effectively truncated to the area shown on the right
  - ◆ The solution corresponding to the lower energy parton can also be lost
    - ▲ resulting in dark towers

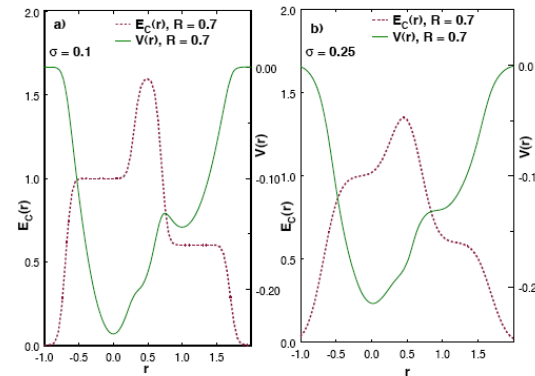


Figure 52. A schematic depiction of the effects of smearing on the midpoint cone jet clustering algorithm.

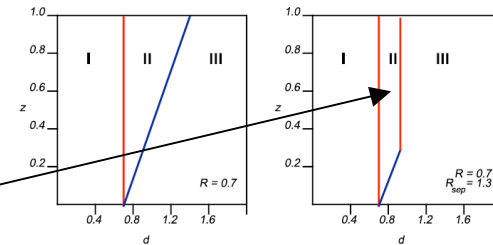


Figure 22. The parameter space ( $d, Z$ ) for which two partons will be merged into a single jet.

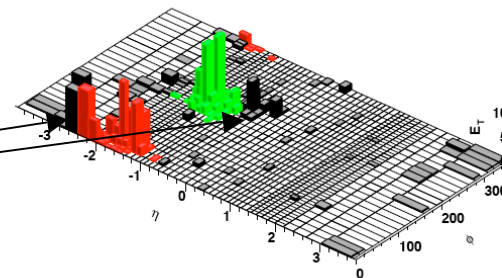


Figure 50. An example of a Monte Carlo inclusive jet event where the midpoint algorithm has left substantial energy unclustered.

# Jets in real life

- In NLO theory, can mimic the impact of the truncation of Region II by including a parameter called  $R_{\text{sep}}$ 
  - ◆ only merge two partons if they are within  $R_{\text{sep}} * R_{\text{cone}}$  of each other
    - ▲  $R_{\text{sep}} \sim 1.3$
  - ◆ ~4-5% effect on the theory cross section; effect is smaller with the use of  $p_T$  rather than  $E_T$  (see extra slides)
  - ◆ really upsets the theorists (but there are also disadvantages)
- Dark tower effect is also on order of few (<5)% effect on the (experimental) cross section

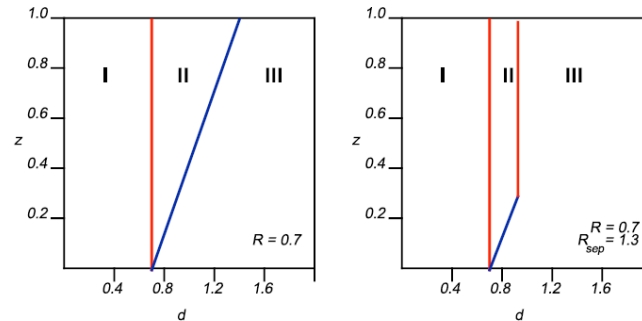
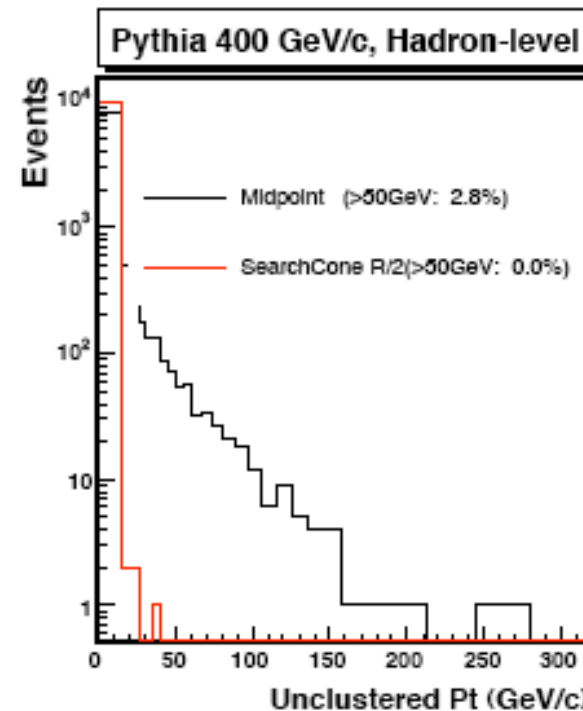


Figure 22. The parameter space ( $d, Z$ ) for which two partons will be merged into a single jet.



# Jets in real life

- Search cone solution

- ◆ use smaller initial search cone ( $R/2$ ) so that influence of far-away energy not important
- ◆ solution corresponding to smaller parton survives (but not midpoint solution)
- ◆ but some undesirable IR sensitivity effects ( $\sim 1\%$ ), plus larger UE subtraction

- TeV4LHC consensus

- ◆ run standard midpoint algorithm
- ◆ remove all towers located in jets
- ◆ run 2nd pass of midpoint algorithm, cluster into jets
- ◆ at this point, can either keep 2nd pass jets as additional jets (recommended for now)
  - ▲ use appropriate value of  $R_{\text{sep}}$
- ◆ or merge in  $(d,z)$  plane
- ◆ correct data for effects of seeds ( $\sim 1\%$ ) so comparisons made to seedless theory

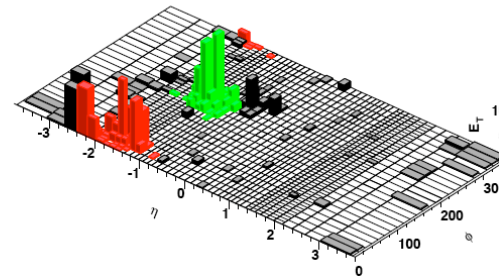


Figure 50. An example of a Monte Carlo inclusive jet event where the midpoint algorithm has left substantial energy unclustered.

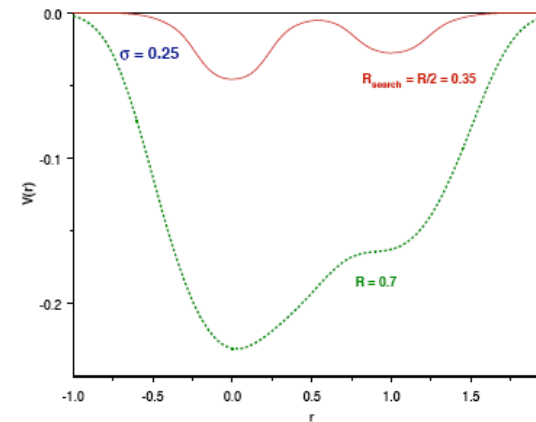
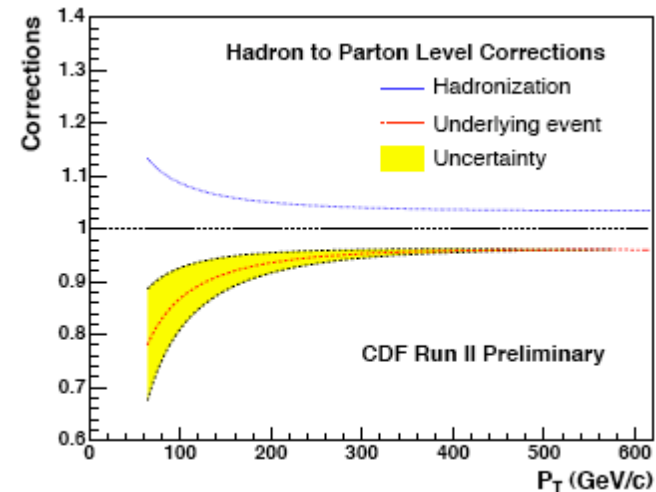
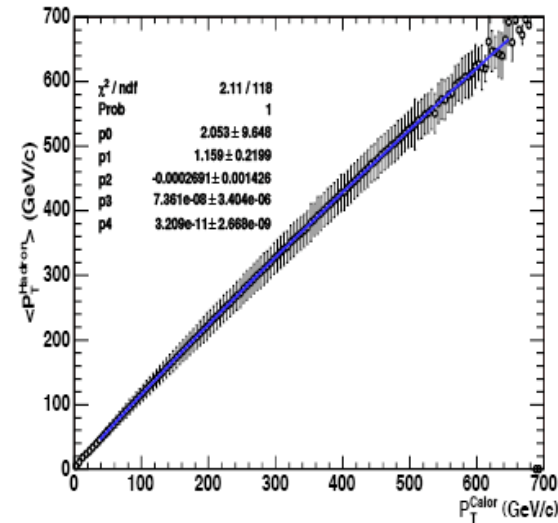


Figure 20. A schematic depiction of the effects of smearing on the midpoint cone jet clustering algorithm and the result of using a smaller initial search cone.

# Example: CDF Run 2 measurements

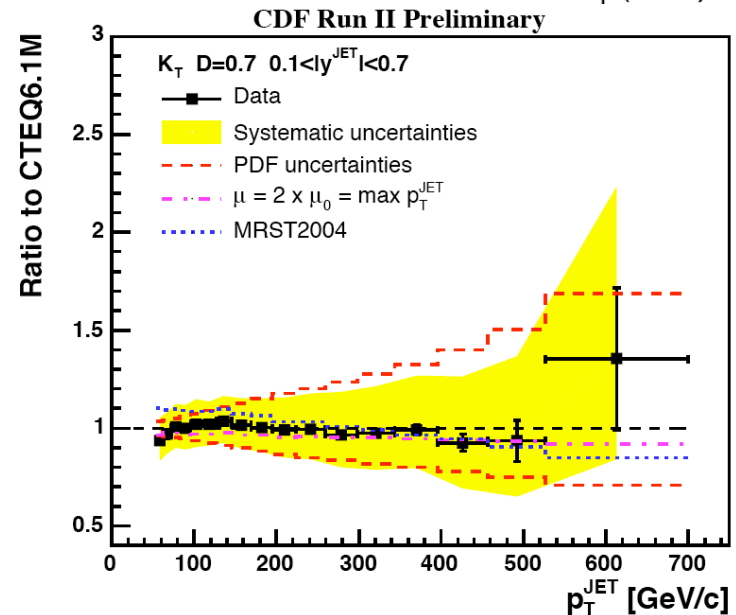
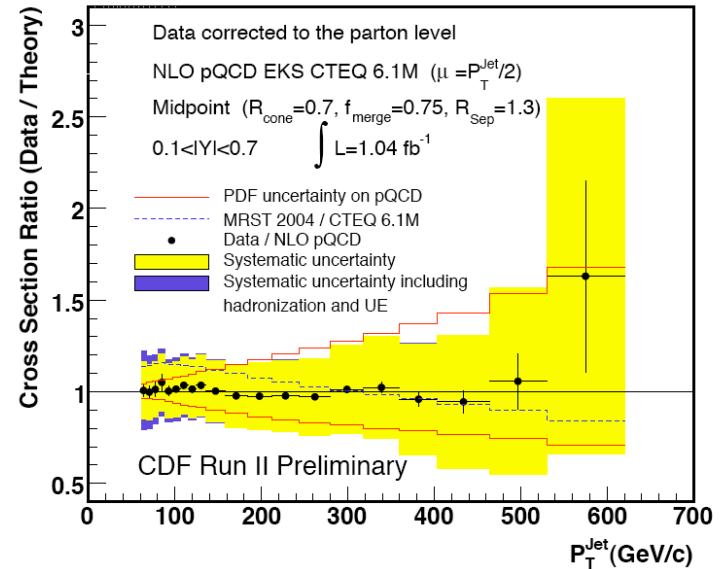
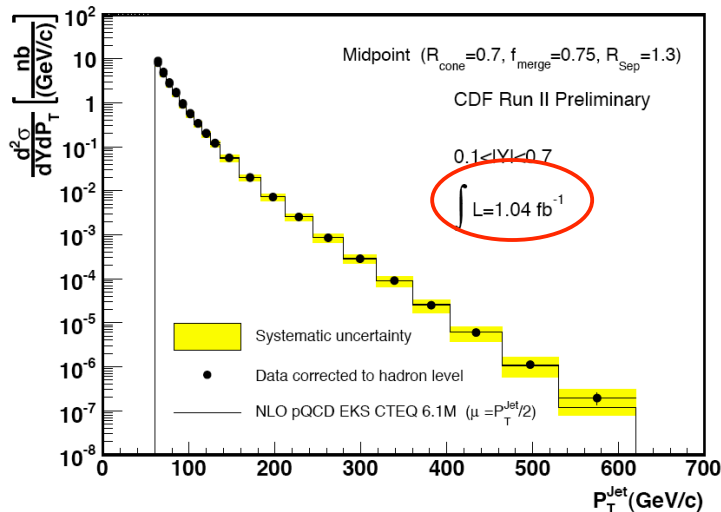
- Need to correct from calorimeter to hadron level
- And for
  - ◆ resolution effects
  - ◆ hadron to parton level (out-of-cone and underlying event) for some observables (such as comparisons to parton level cross sections)
    - ▲ can correct data to parton level or theory to hadron level...or both and be specific about what the corrections are
  - ◆ note that loss due to hadronization is basically constant at 1 GeV/c for all jet  $p_T$  values at the Tevatron (for a cone of radius 0.7)
    - ▲ for a cone radius of 0.4, the two effects cancel to within a few percent
  - ◆ interesting to check over the jet range at the LHC





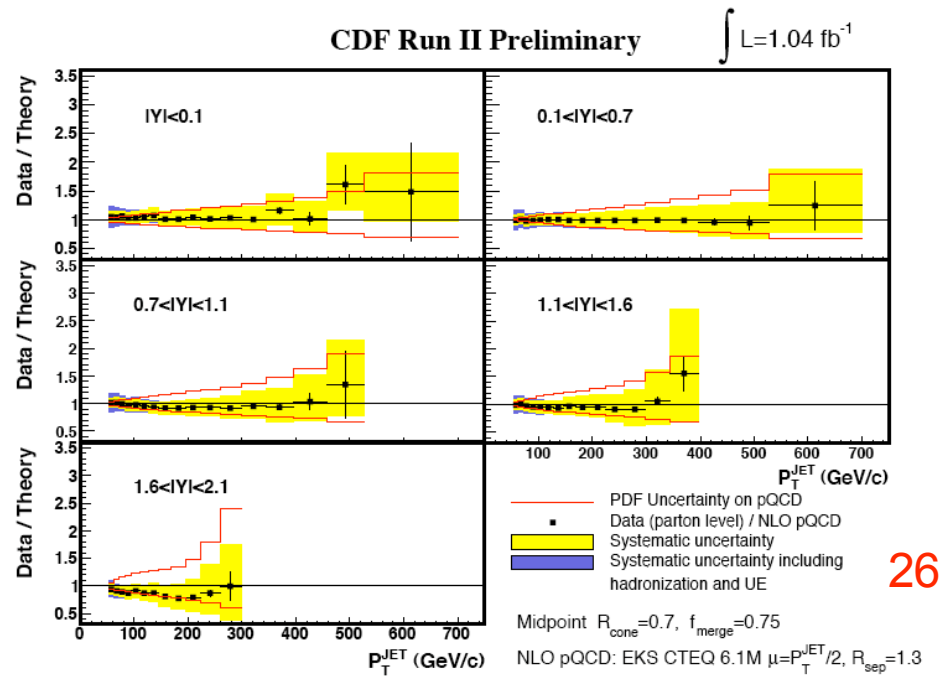
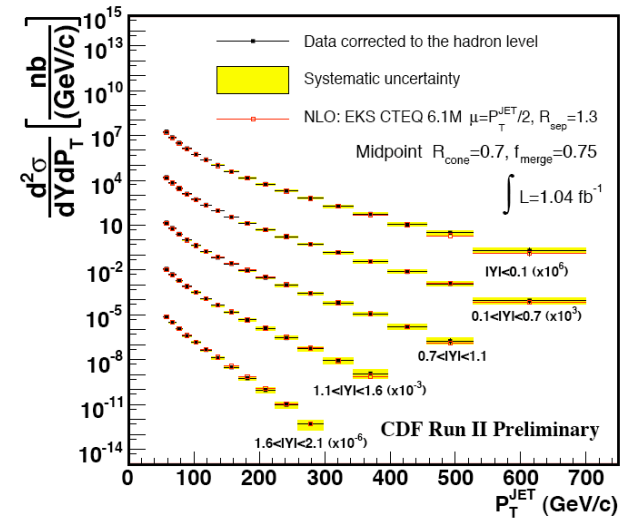
# CDF Run 2 results

- CDF Run II result in good agreement with NLO predictions using CTEQ6.1 pdf's
  - ◆ enhanced gluon at high  $x$
  - ◆ I've included them in some new CTEQ fits leading to new pdf's
- ...and with results using  $k_T$  algorithm
  - ◆ the agreement would appear even better if the same scale were used in the theory ( $k_T$  uses  $p_T^{\max}/2$ )
- need to have the capability of using different algorithms in analyses as cross-checks

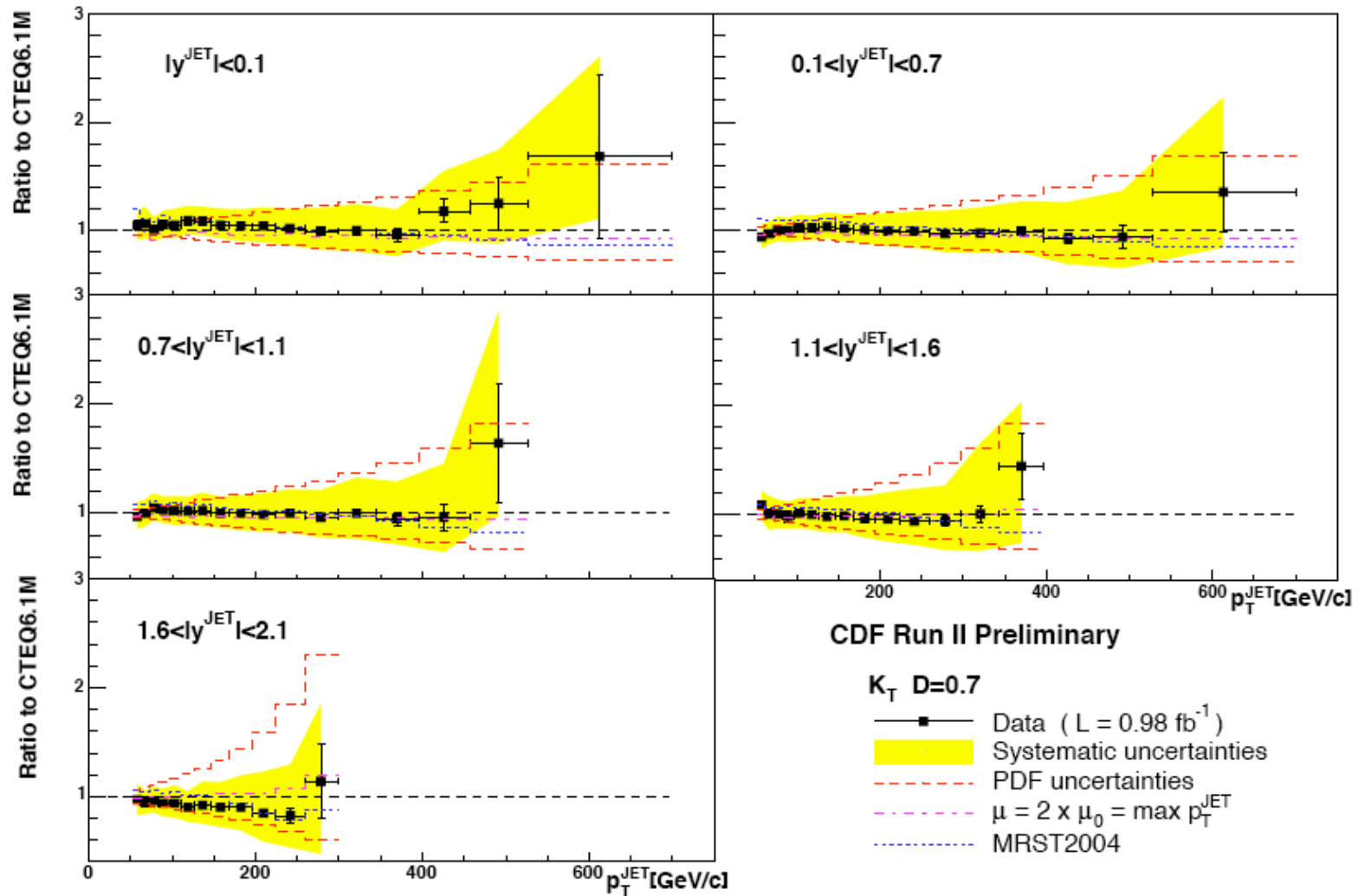


# CDF Run 2 cone results

- Precise results over a wide rapidity range
- Good agreement with CTEQ6.1 predictions using CDF midpoint algorithm
- PDF uncertainties are on the same order or less than systematic errors
- Should reduce uncertainties for next round of CTEQ fits
  - ◆ so long to eigenvector 15?



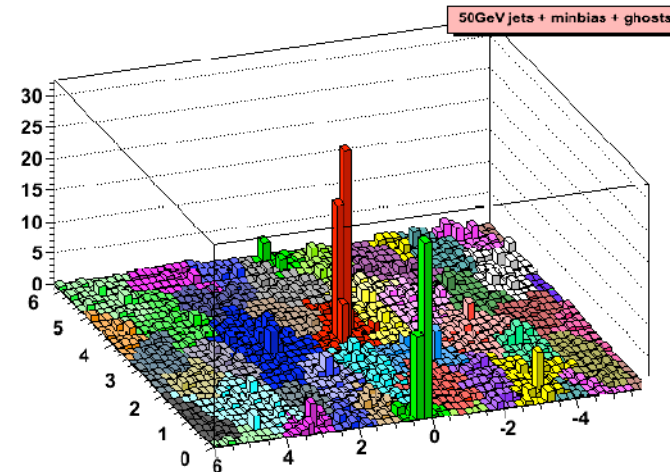
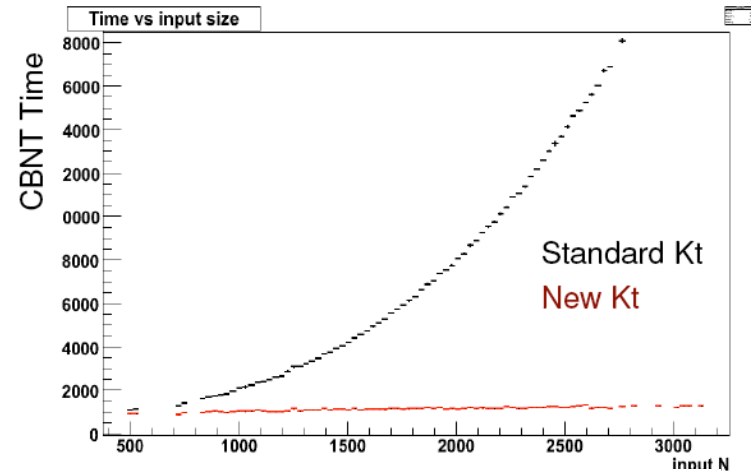
# Forward jets with the $k_T$ algorithm



Need to go lower in  $p_T$  for comparisons of the two algorithms, apply  $k_T$  to other analyses

# New $k_T$ algorithm

- $k_T$  algorithms are typically slow because speed goes as  $O(N^3)$ , where  $N$  is the number of inputs (towers, particles,...)
- Cacciari and Salam (hep-ph/0512210) have shown that complexity can be reduced and speed increased to  $O(N)$  by using information relating to geometric nearest neighbors
  - ◆ should be useful for LHC
  - ◆ already implemented in ATLAS
- Optimum is if analyses at LHC use **both** cone and  $k_T$  algorithms for jet-finding
  - ◆ universal theme #3
  - ◆ need experience now from the Tevatron



~ 10000 particles

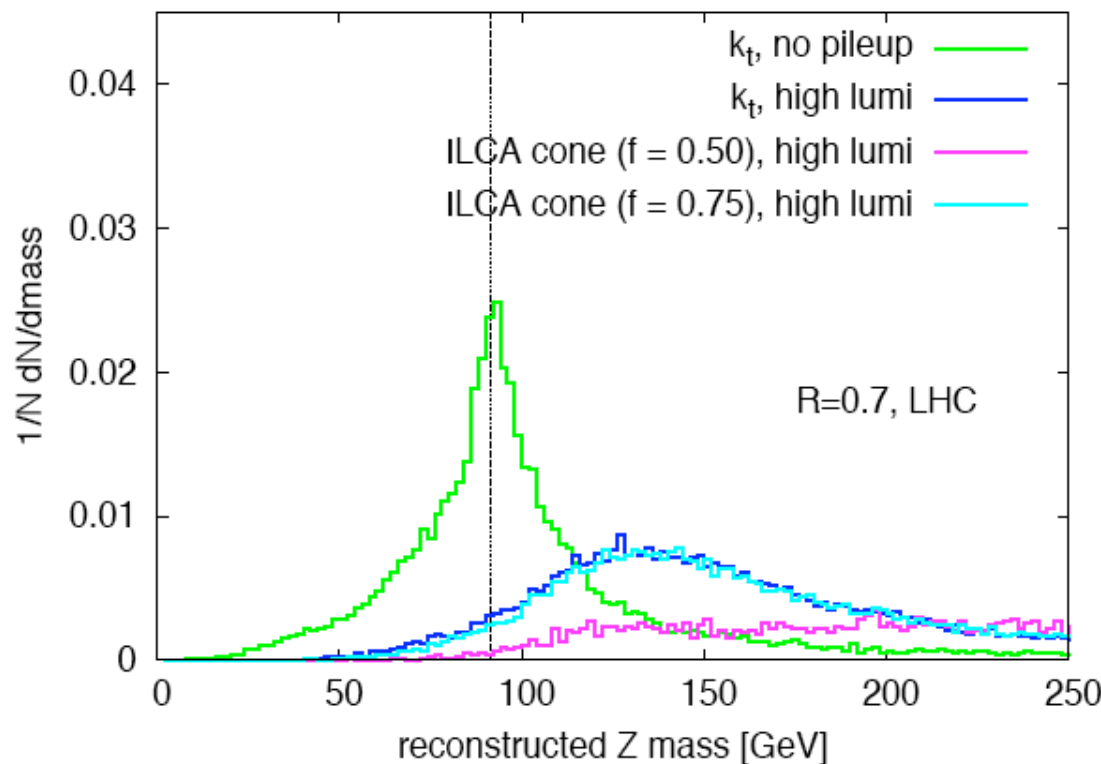
Clustering takes ~ 20 minutes with old methods.

0.6s with FastJet.

# Matteo Cacciari at MC4LHC

Try reconstructing  $M_Z$  from  $Z \rightarrow 2$  jets [Use inv. mass of two hardest jets]

On same events, compare uncorrected  $k_t$  v. ILCA (midpoint) cone



$k_t$  allegedly more sensitive to min-bias.

*Is this true?*

ILCA with standard parameters ( $f_{overlap} = 0.5$ ) fares *very poorly*

ILCA with modified params. is no better than  $k_t$ .

# Predictions for LHC

These are predictions for ATLAS based on the CTEQ6.1 central pdf and the 40 error pdf's using the midpoint jet algorithm.

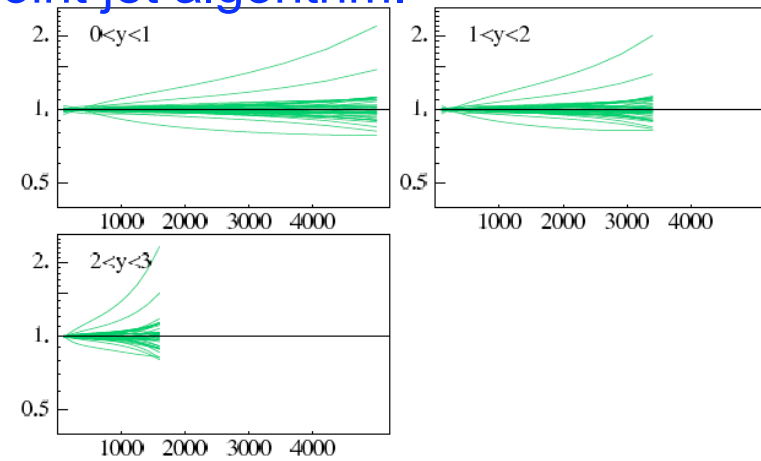
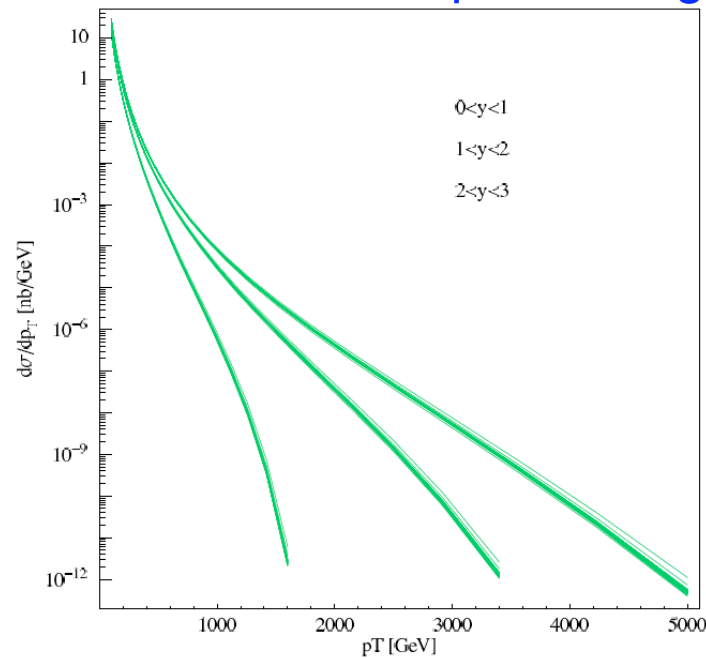
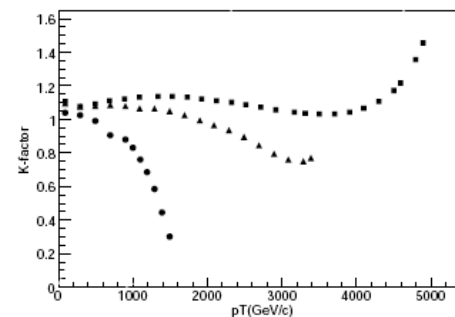


FIG. 31: The uncertainty range of the inclusive jet cross section at the LHC. The curves are graphs of the ratios of the cross sections for the 40 eigenvector basis sets compared to the central (CTEQ6.1M) prediction (ordinate) versus  $p_T$  in GeV (ordinate).

- need NNLO predictions for jet cross section
  - for precision measurements
  - for use in NNLO pdf fits
- need inclusive jet in MC@NLO
  - to understand effects of jet algorithms on observables

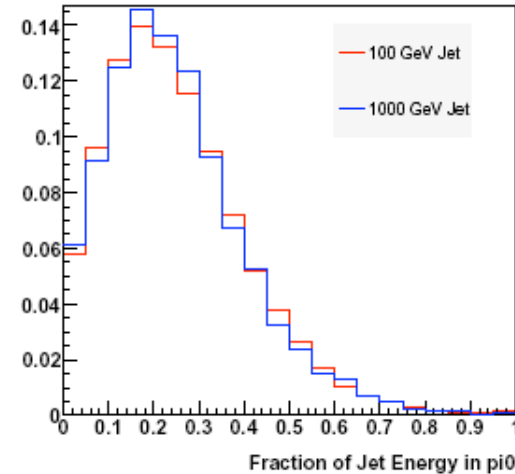
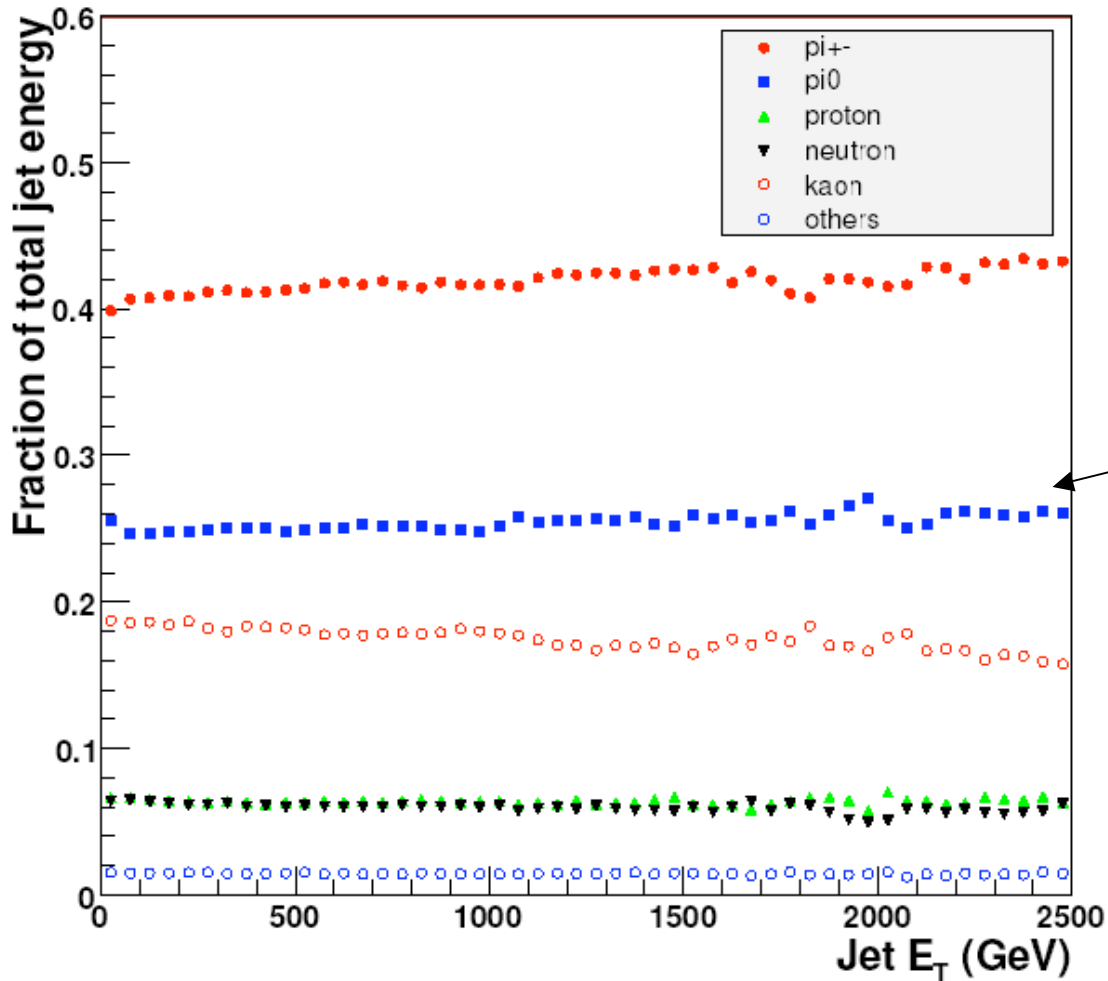


here is a case where LO predictions will overestimate the cross section

Figure 93. The ratios of the NLO to LO jet cross section predictions for the LHC using the CTEQ6.1 pdf's for the three different rapidity regions (0–1 (squares), 1–2 (triangles), 2–3 (circles)).

# Jets and the LHC

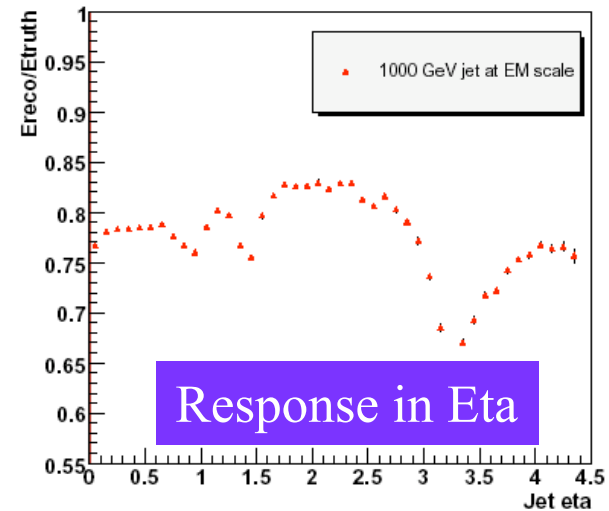
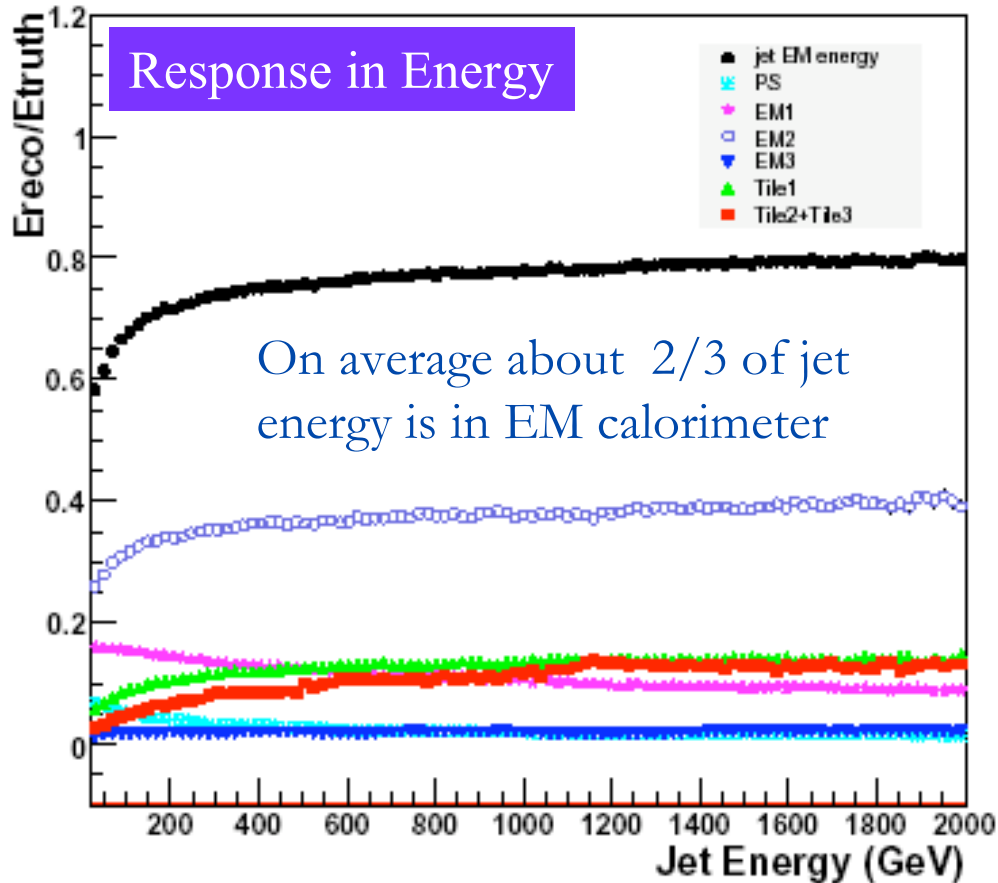
## Particle Constituents of a Jet



On average 25% of jet energy is EM

Response of the Calorimeter to a jet will depend on the spectrum of its particle constituents.

# (ATLAS) Calorimeter Response to Jet

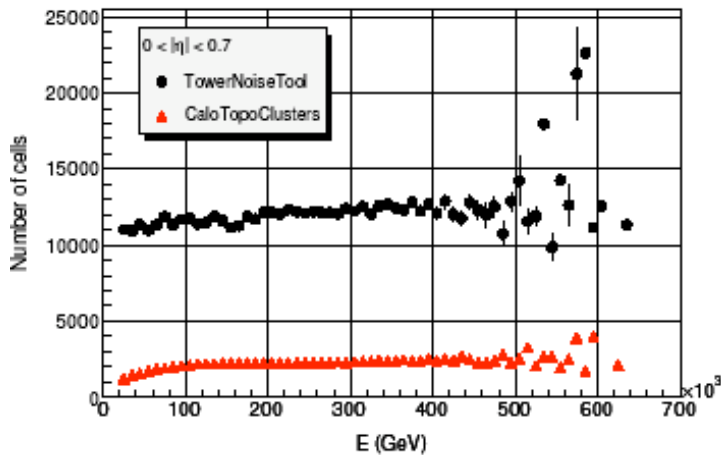


## Sources of non-linearity and energy fluctuations

- jet fragmentation
- e/h
- cracks/gaps/dead material
- B field effects
- clustering effects
- electronic noise
- underlying event/pile up

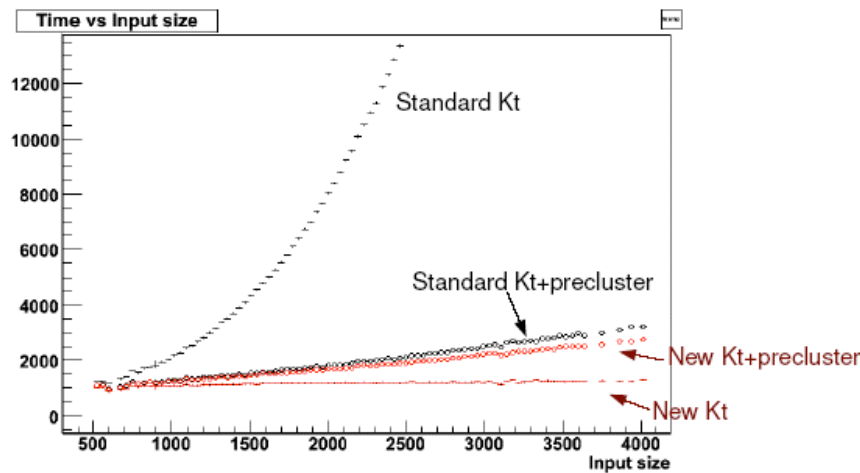


# Jet Algorithms In Atlas

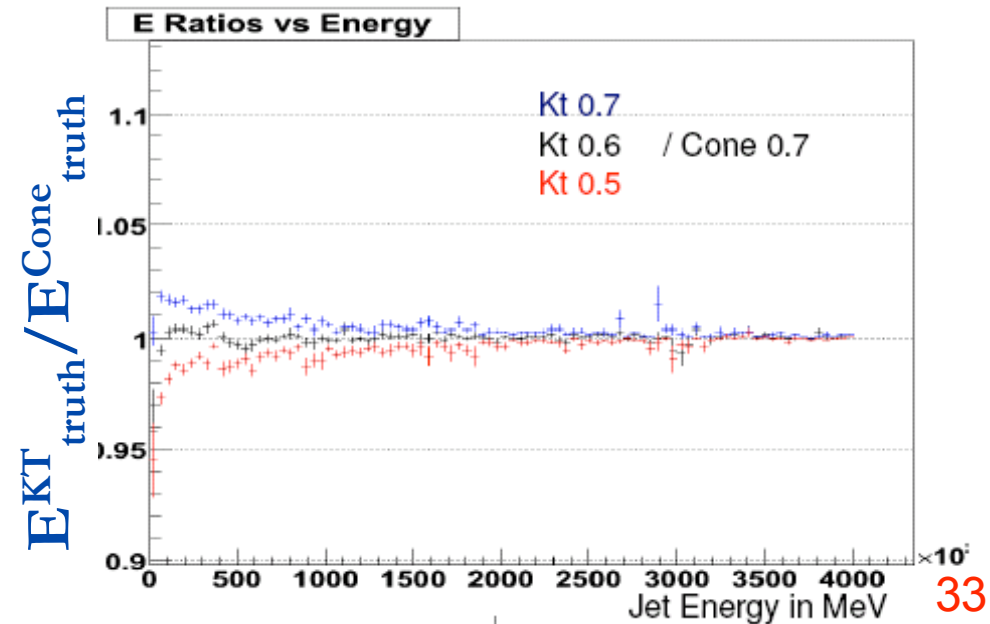


- Large number of cells active in typical high  $p_T$  jet events
- Can form topological clusters to reduce amount of noise; N.B., preclustering takes large amount of cpu time
- Standard ATLAS analyses use cone (0.4,0.7) and  $k_T$  (1.0- $\rightarrow$ 0.6)

At hadron/tower level,  $k_T$  algorithm > cone



```
KtJets.AlgTools = [
  "JetTowerNoiseTool/DoNoise", ← ~ 40 %
  "JetSignalSelectorTool/InitialEtCut",
  "JetKtFinderTool/KtFinder", ← ~ 25 %
  "JetCellCalibratorTool/CellCalibrator" ← ~ 30 %
  "JetSignalSelectorTool/FinalEtCut" ]
```

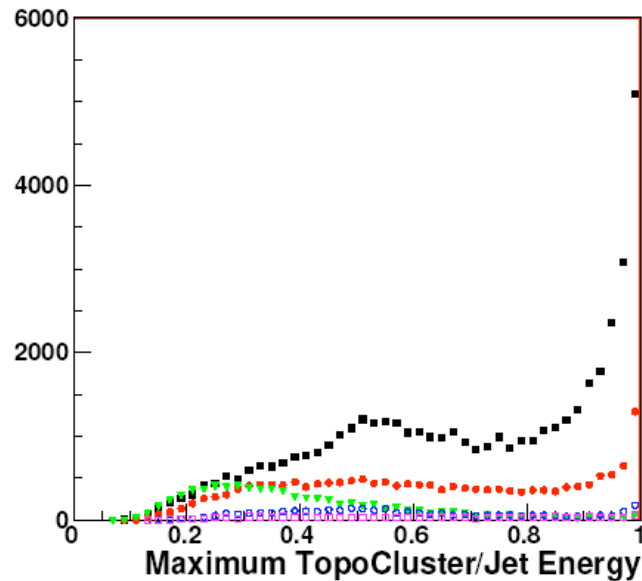
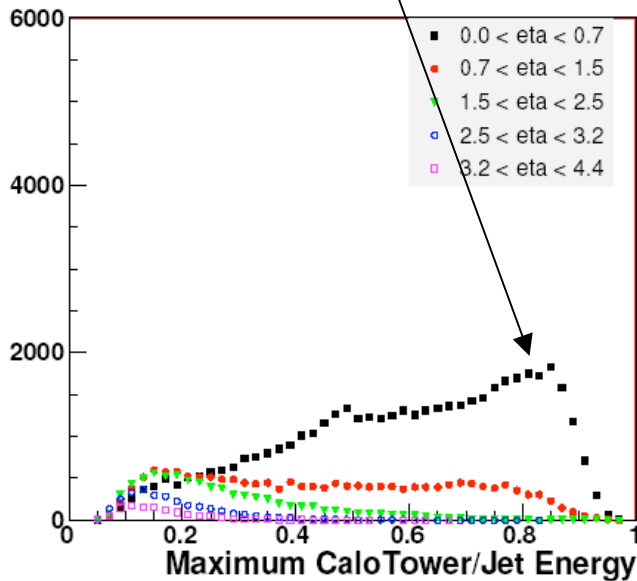
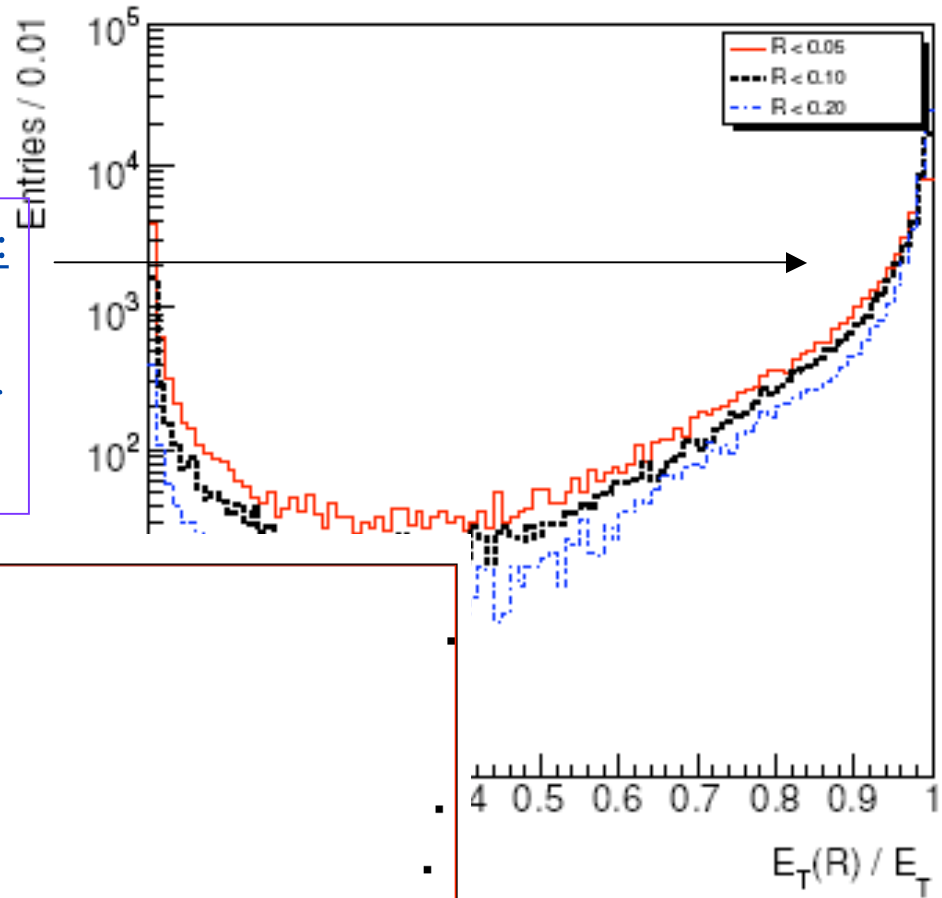


# Jet shapes for high $p_T$ jets

J8 Sample ( $p_T > 2\text{TeV}$ )

Large number of jets with 85% energy in single tower?!

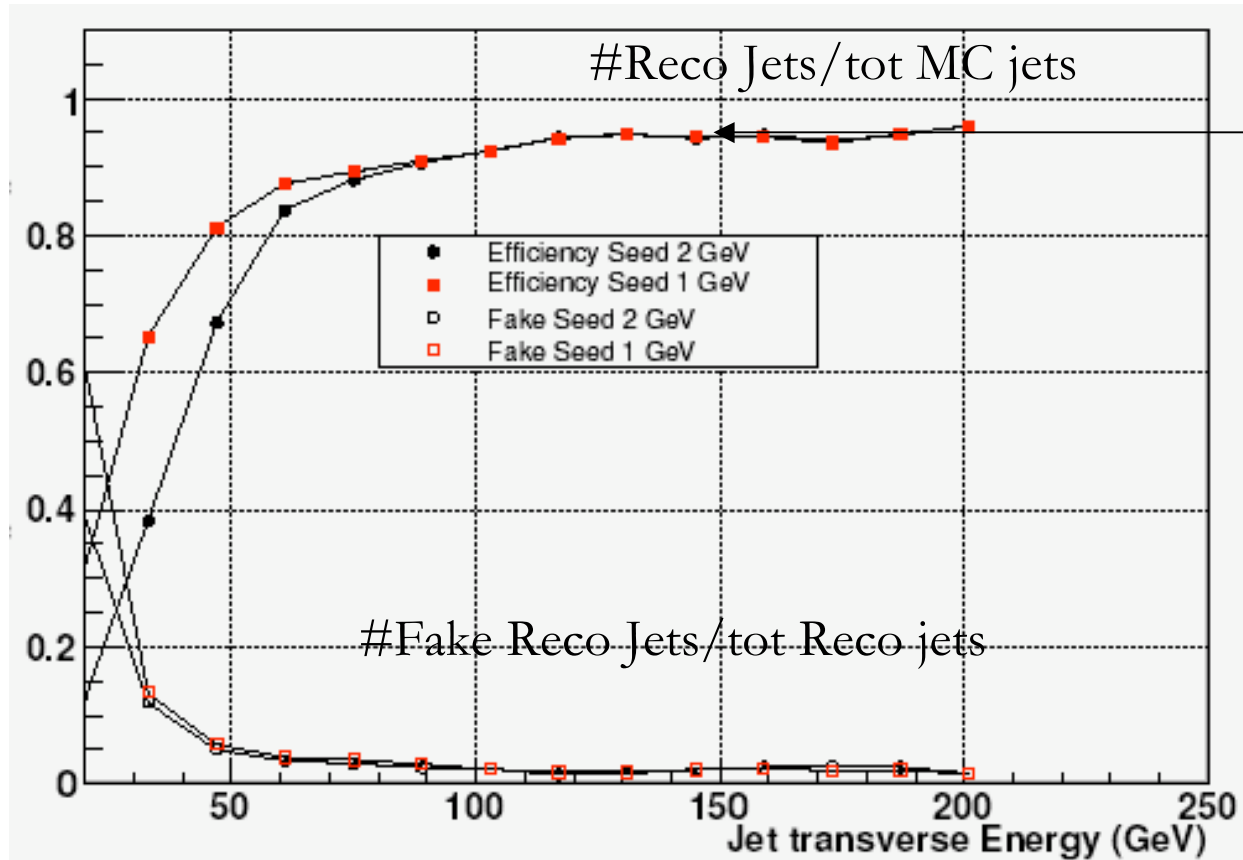
Not unreasonable: MC particles in a jet from generator very collimated



# Jet Reconstruction Efficiency/Fake rates

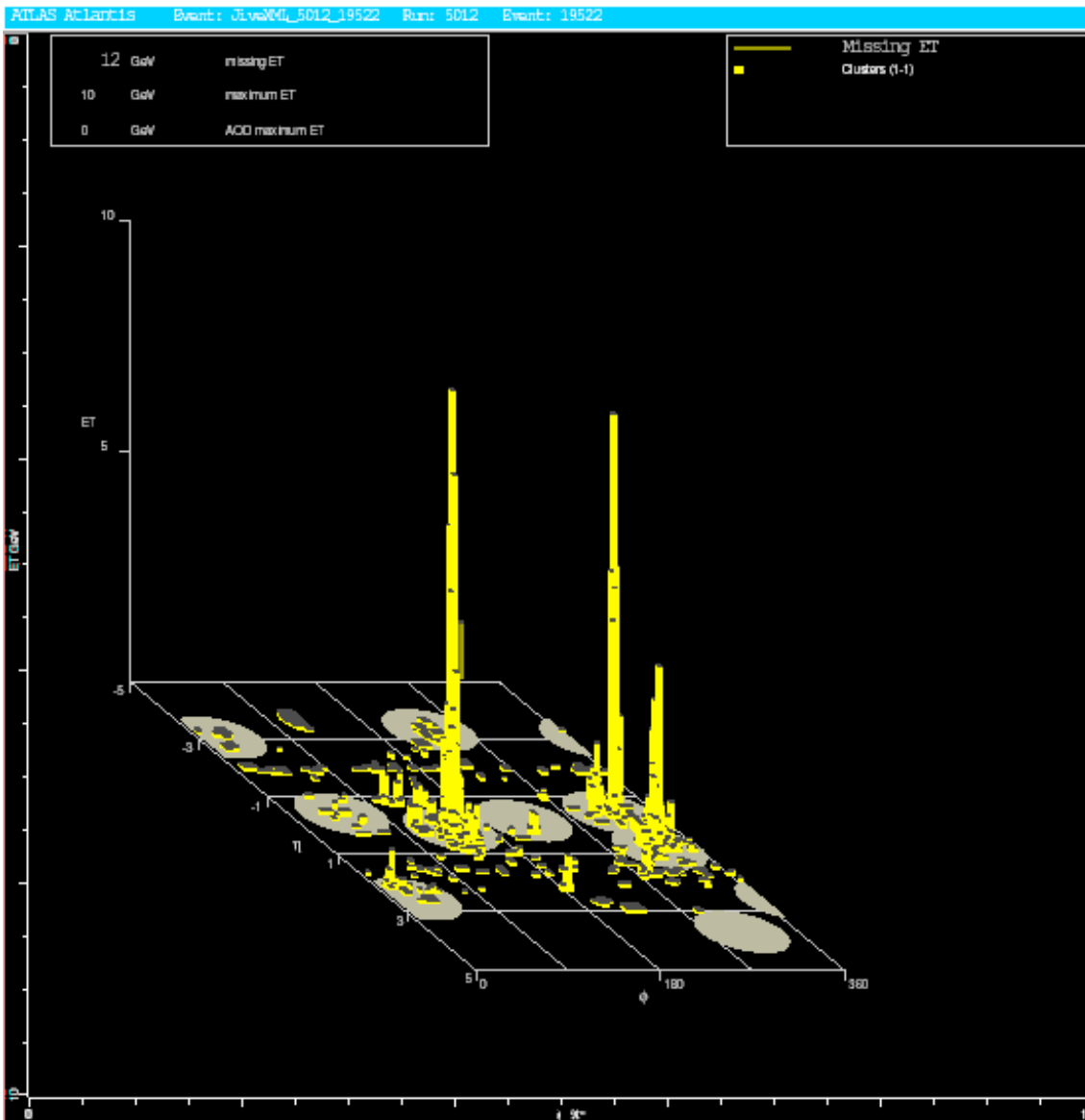
- ◆ Default seed Pt for cone jets in JetRec - 2 GeV
  - lowering the Seed pT to 1 GeV gives higher efficiency compared to the default.
  - efficiency at high pT is low...

Tower Jets 0.0-0.7 eta



Why is efficiency low?

We have selected high pT MC jets that have not been reconstructed to understand the reason for the low efficiency.



## Atlantis Display

Run 5012

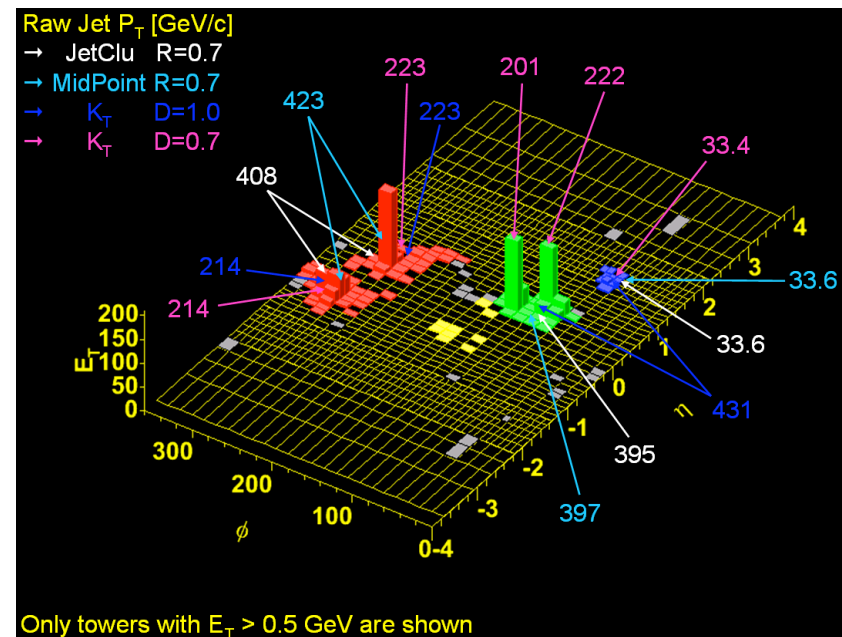
Event 19522

At reconstruction  
there are two well  
separated jets.

- merged at truth in  
previous lego plot.
- currently using 50%  
for split/merge  
criterion
- I (JH) would advocate  
75%

# Jets and you

- There is a need/desire to have available the results of more than one jet algorithm when analyzing an event
- A student of mine and I have assembled some jet algorithms together in a routine that runs on 4-vector files
- So far, the routine runs JetClu, Midpoint,  $k_T$  (inclusive and exclusive), Cambridge/Aachen algorithm and simple Pythia UA-1 type algorithm (CellJet)
  - ◆ in a UA-1 type algorithm, the center of the jet is taken as the location of the highest  $p_T$  tower; a cone is drawn around the jet and those towers are eliminated from the remaining jet clustering
- User specifies the parameters for the jet reconstruction (including whether to pre-cluster the 4-vectors together into towers), whether to add in extra min bias events (pending), and whether to make lego plots (with user-specified tower granularity)



- Available from benchmark webpage

# Jets and you

```
// Any value set to -1 will be read in as the default
data/Pythia-PtMin1000-LHC-10ev.dat
output/output_file.dat
                                DEFAULT
1                                // QUIET mode (minimalist console output)          0
0                                // WRITE events to files (next line = file prefix)  0
event
10                               // TOTAL events to process                      ALL EVENTS
0.1                             // group 4-vectors into bins of this size (eta) -1  (no
                                // binning)
0.1                             // (same, but for phi)                          -1  (no binning)

1                                // do jetclu                                  0
                                // JetClu Parameters
-1                               // seed Threshold                          1
0.4                             // cone radius                            0.7
-1                               // adjacency cut                            2
-1                               // max iterations                            100
-1                               // iratch                                  1
-1                               // overlap threshold                          0.75
```

# Jets and you

```
1 // do midpoint 0
// MidPoint Parameters
-1 // seed Threshold 1
0.4 // cone radius 0.7
1 // cone area fraction (search cone area) 0.25
-1 // max pair size 2
-1 // max iterations 100
-1 // overlap threshold 0.75

1 // do midpoint second pass or not? 0

1 // do kt fastjet 0
//kt fastjet Parameters
0.4 // Rparam 1.0
-1 // min pt 5.0
-1 // dcut 25.0

1 // do kt cambridge (aachen algorithm) 0
//kt cambridge Parameters
0.4 // Rparam 1.0
-1 // min pt 5.0
-1 // dcut 25.0
```

# Jets and you

```
//area Parameters
-1          // ghost_etamax          6.0
-1          // repeat                5
-1          // ghost_area            0.01
-1          // grid_scatter          1E-4
-1          // kt_scatter            0.1
-1          // mean_ghost_kt        1E-100

1           // do CellJet            0
//CellJet Parameters
1           // min jet Et            5
0.4        // cone Radius           0.7
-1         // eTseedIn              1.5
```



# Jets and you

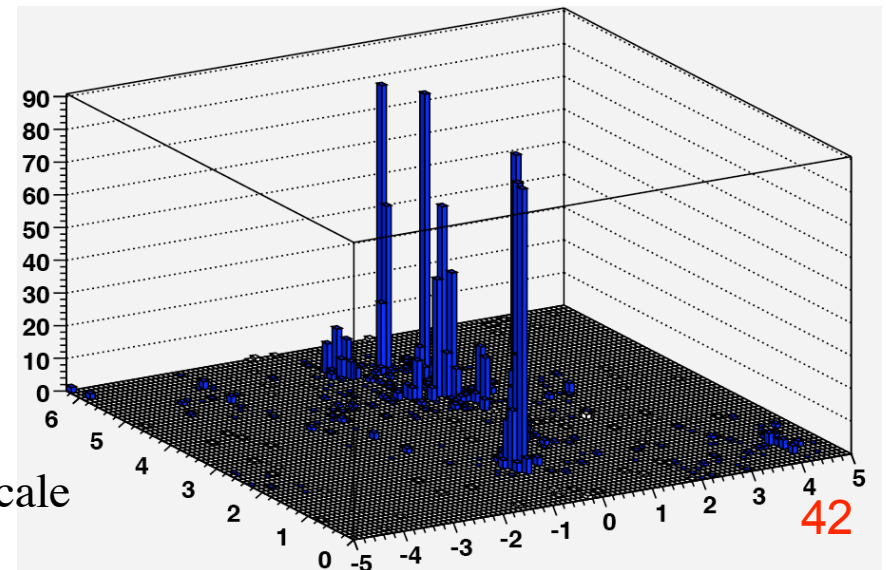
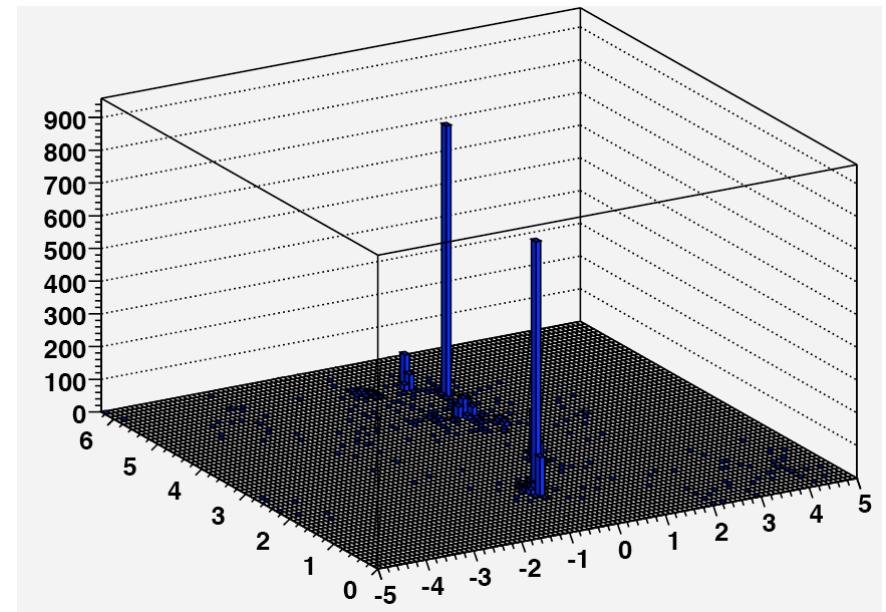
```
// Make Lego plots?
10          // if any, make lego plots for how many events
           ALL EVENTS
0           // make lego plots for JETCLU                0
lego_j
1           // make lego plots for MIDPOINT             0
lego_m
1           // make lego plots for FASTJET KT           0
lego_kt
1           // make lego plots for FASTJET CAMBRIDGE (AACHEN) 0
lego_kta
0.1        // size of eta division for lego plots       0.05
0.1        // size of phi division for lego plots       0.05
```

# Example dijet event (2 of 10) for $p_T^{\min}$ of 1 TeV/c

Input : 713 four vectors

Binned: 300 four vectors

- MidPoint Jets(R=0.7):
- Et=1109., eta=-0.36, phi=1.47, nTowers=95
- Et=1068., eta=0.80, phi=4.90, nTowers=99
- Et=275., eta =0.59, phi=3.9906, nTowers=106
- Et=257.334, eta=0.468712, phi=2.35006, nTowers = 52
- Et=78.8206, eta=-0.407128, phi=5.27241, nTowers = 41
- Et=17.0014, eta=4.16126, phi=0.625633, nTowers=14
- Et=9.01963, eta=2.39104, phi=3.48104, nTowers=14
- Et=9.24168, eta=-1.41454, phi=4.16233, nTowers=16
- Et=7.50098, eta=-5.93427, phi=2.22158, nTowers=10
- Et=7.17512, eta=-2.95614, phi=5.26668, nTowers=13
- Et=5.24794, eta=3.5607, phi=1.12754, nTowers=12

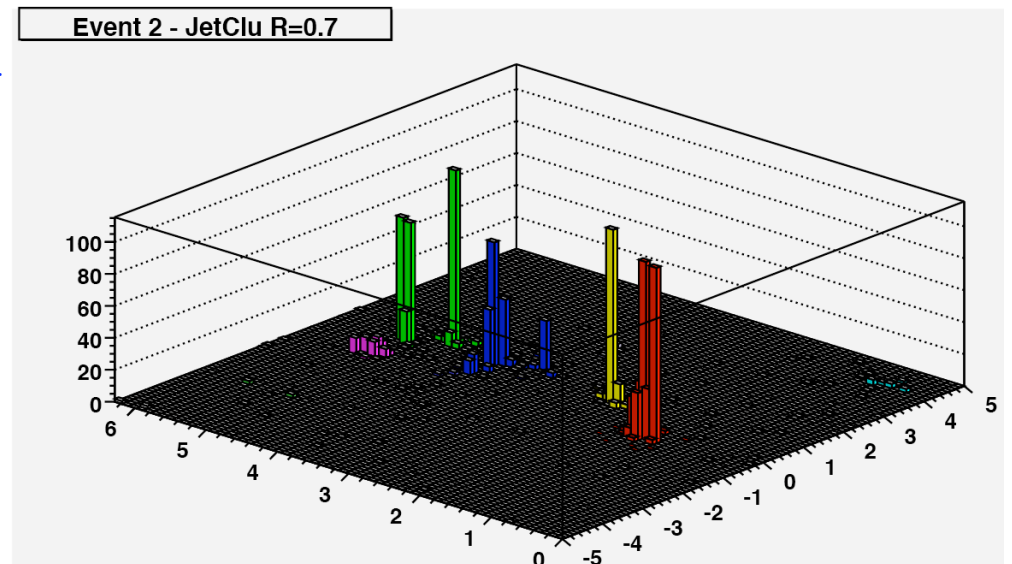


change max scale

# Example dijet event

- MidPoint Jets( $R=0.7$ ):
- $E_t=1109.$ ,  $\eta=-0.36$ ,  
 $\phi=1.47$ ,  $nTowers=95$
- $E_t=1068$ ,  $\eta=0.80$ ,  
 $\phi=4.90$ ,  $nTowers=99$
- $E_t=275.$ ,  $\eta=0.59$ ,  
 $\phi=3.99$ ,  $nTowers=106$
- $E_t=257.$ ,  $\eta=0.47$ ,  
 $\phi=2.35$ ,  $nTowers=52$
- $E_t=78.8$ ,  $\eta=-0.41$ ,  
 $\phi=5.27241$ ,  $nTowers=41$
- $E_t=17.0$ ,  $\eta=4.16$ ,  
 $\phi=0.63$ ,  $nTowers=14$

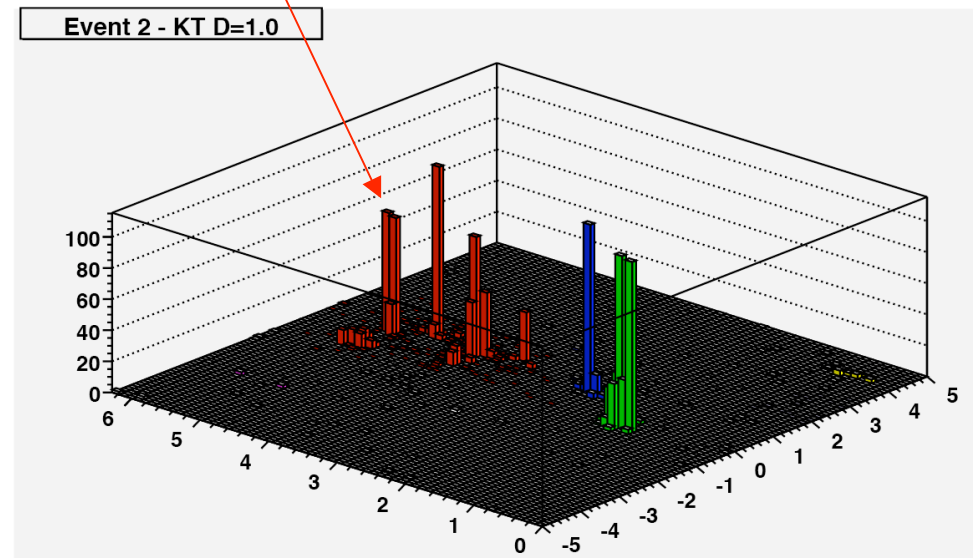
- kT Jets( $D=1.0$ ):
- $E_t=1293.$ ,  $\eta=-0.06$ ,  
 $\phi=4.76$ ,  $nTowers=268$
- $E_t=1101.$ ,  $\eta=-0.36$ ,  
 $\phi=1.47$ ,  $nTowers=99$
- $E_t=261.$ ,  $\eta=0.50$ ,  
 $\phi=2.35$ ,  $nTowers=71$
- $E_t=25.2$ ,  $\eta=0.81$ ,  
 $\phi=3.98$ ,  $nTowers=34$



# Example dijet event

- MidPoint Jets( $R=0.7$ ):
- $E_t=1109.$ ,  $\eta=-0.36$ ,  
 $\phi=1.47$ ,  $nTowers=95$
- $E_t=1068$ ,  $\eta=0.80$ ,  
 $\phi=4.90$ ,  $nTowers=99$
- $E_t=275.$ ,  $\eta=0.59$ ,  
 $\phi=3.99$ ,  $nTowers=106$
- $E_t=257.$ ,  $\eta=0.47$ ,  
 $\phi=2.35$ ,  $nTowers=52$
- $E_t=78.8$ ,  $\eta=-0.41$ ,  
 $\phi=5.27241$ ,  $nTowers=41$
- $E_t=17.0$ ,  $\eta=4.16$ ,  
 $\phi=0.63$ ,  $nTowers=14$

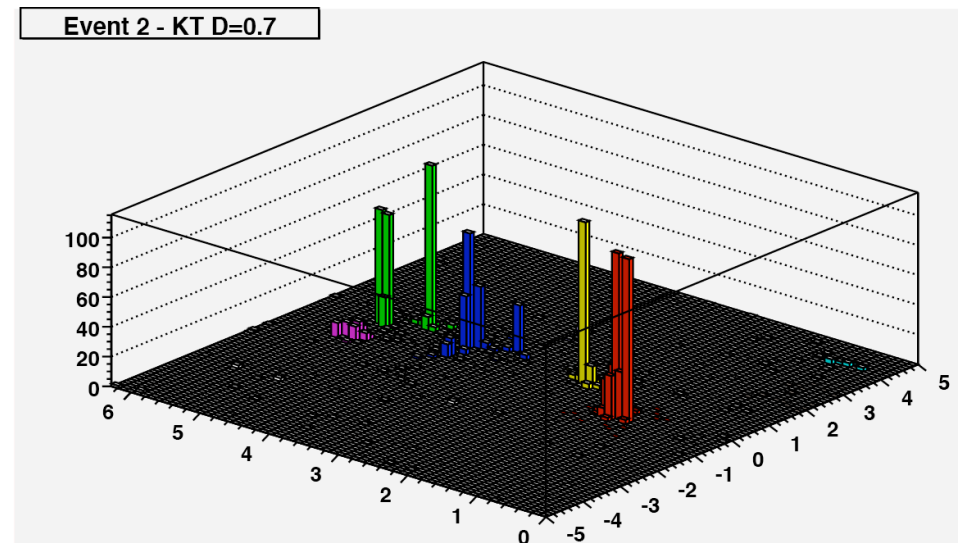
- kT Jets( $D=1.0$ ):
- $E_t=1293.$ ,  $\eta=-0.06$ ,  
 $\phi=4.76$ ,  $nTowers=268$
- $E_t=1101.$ ,  $\eta=-0.36$ ,  
 $\phi=1.47$ ,  $nTowers=99$
- $E_t=261.$ ,  $\eta=0.50$ ,  
 $\phi=2.35$ ,  $nTowers=71$
- $E_t=25.2$ ,  $\eta=0.81$ ,  
 $\phi=3.98$ ,  $nTowers=34$



# Example dijet event

- MidPoint Jets( $R=0.7$ ):
- $E_t=1109.$ ,  $\eta=-0.36$ ,  
 $\phi=1.47$ ,  $nTowers=95$
- $E_t=1068$ ,  $\eta=0.80$ ,  
 $\phi=4.90$ ,  $nTowers=99$
- $E_t=275.$ ,  $\eta=0.59$ ,  
 $\phi=3.99$ ,  $nTowers=106$
- $E_t=257.$ ,  $\eta=0.47$ ,  
 $\phi=2.35$ ,  $nTowers=52$
- $E_t=78.8$ ,  $\eta=-0.41$ ,  
 $\phi=5.27241$ ,  $nTowers=41$
- $E_t=17.0$ ,  $\eta=4.16$ ,  
 $\phi=0.63$ ,  $nTowers=14$

- kT Jets( $D=0.7$ ):
- $E_t=1101.$ ,  $\eta=-0.36$ ,  
 $\phi=1.47$ ,  $nTowers=98$
- $E_t=1051.$ ,  $\eta=0.77$ ,  
 $\phi=4.90$ ,  $nTowers=107$
- $E_t=259.$ ,  $\eta=0.55$ ,  
 $\phi=3.98$ ,  $nTowers=110$
- $E_t=255.$ ,  $\eta=0.46$ ,  
 $\phi=2.35$ ,  $nTowers=51$
- $E_t=75.$ ,  $\eta=-0.40$ ,  
 $\phi=5.27$ ,  $nTowers=39$



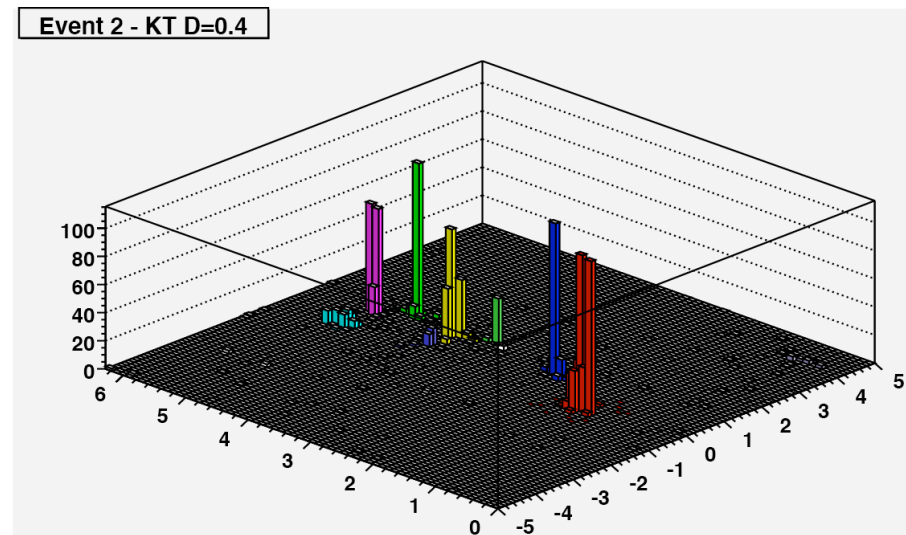
# Example dijet event

- MidPoint Jets ( $R=0.4$ ):

- $E_t=1108.$ ,  $\eta=-0.36$ ,  $\phi=1.47$ ,  $nTowers=89$
- $E_t=881$ ,  $\eta=0.85$ ,  $\phi=4.82$ ,  $nTowers=62$
- $E_t=257.$ ,  $\eta=0.47$ ,  $\phi=2.35$ ,  $nTowers=52$
- $E_t=216.$ ,  $\eta=0.48$ ,  $\phi=4.06$ ,  $nTowers=72$
- $E_t=186.$ ,  $\eta=0.42$ ,  $\phi=5.28$ ,  $nTowers=32$
- $E_t=75.$ ,  $\eta=-0.40$ ,  $\phi=5.26$ ,  $nTowers=32$
- $E_t=49.9$ ,  $\eta=0.91$ ,  $\phi=3.65$ ,  $nTowers=24$

- kT Jets ( $D=0.4$ ):

- $E_t=1101.$ ,  $\eta=-0.36$ ,  $\phi=1.47$ ,  $nTowers=97$
- $E_t=881.$ ,  $\eta=0.46$ ,  $\phi=2.34$ ,  $nTowers=47$
- $E_t=250.$ ,  $\eta=0.46$ ,  $\phi=2.34$ ,  $nTowers=47$
- $E_t=184.$ ,  $\eta=0.56$ ,  $\phi=4.04$ ,  $nTowers=58$
- $E_t=184.$ ,  $\eta=0.42$ ,  $\phi=5.28$ ,  $nTowers=30$
- $E_t=70.9.$ ,  $\eta=-0.40$ ,  $\phi=5.29$ ,  $nTowers=30$

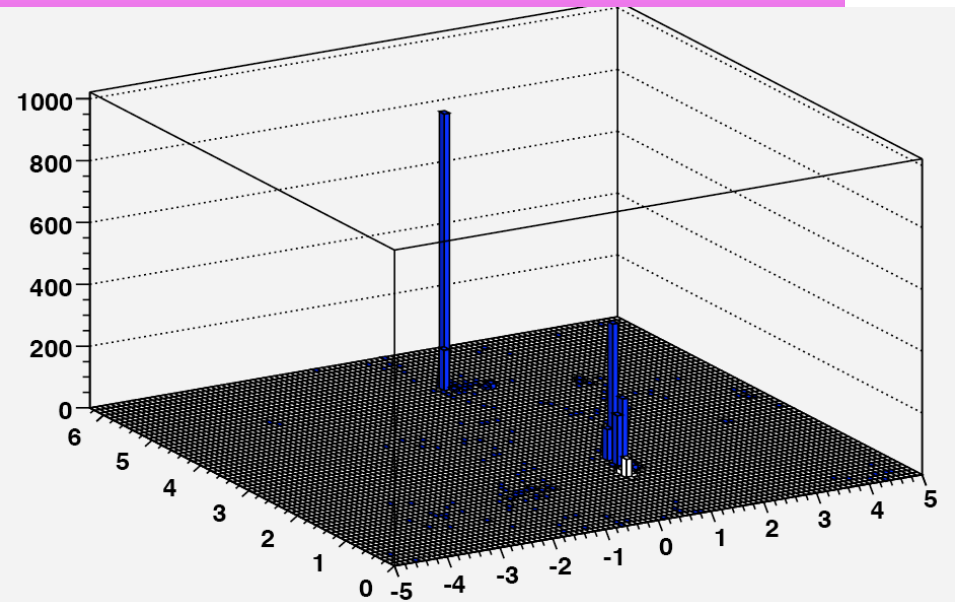


# Another example dijet event (5 out of 10)

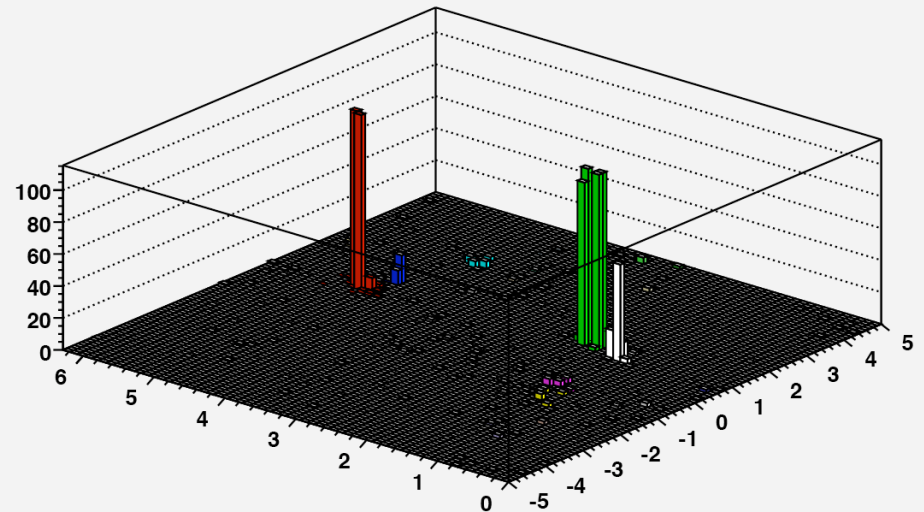
Input : 520 four vectors

Binned: 209 four vectors

- JetClu Jets (R=0.4)
  - Et=1065,eta=1.0,phi=1.94,n=27
  - Et=1046,eta=.66,phi=5.08,n=24
  - Et=39,eta=1.25,phi=4.87,n=10
  - Et=30,eta=-1.06,phi=1.51,n=16
  - Et=17.8,eta=2.76,phi=4.53,n=6
- MidPoint Jets (R=0.4)
  - Et=1046,eta=0.66,phi= 5.08,n=23
  - Et=970,eta=1.01,phi=1.98,n=18
  - Et=40,eta=1.25,phi=4.88,n=13
  - Et=19.7,eta=-1.46,phi=1.38,n=13
  - Et=19.6,eta= -0.88,phi=1.49,n=9
- MidPoint Jets Second Pass
  - Et=99.6,eta=0.77,phi=1.48,n=11
  - Et=2.09,eta=-1.97,phi=1.21,n=3
  - Et=1.82,eta=-1.80,phi=1.80,n=2
  - Et=1.60,eta=-1.32,phi=2.05,n=2
- because of presence of nearby larger energy cluster, 100 GeV jet is missed by midpoint algorithm, but caught by 2nd pass

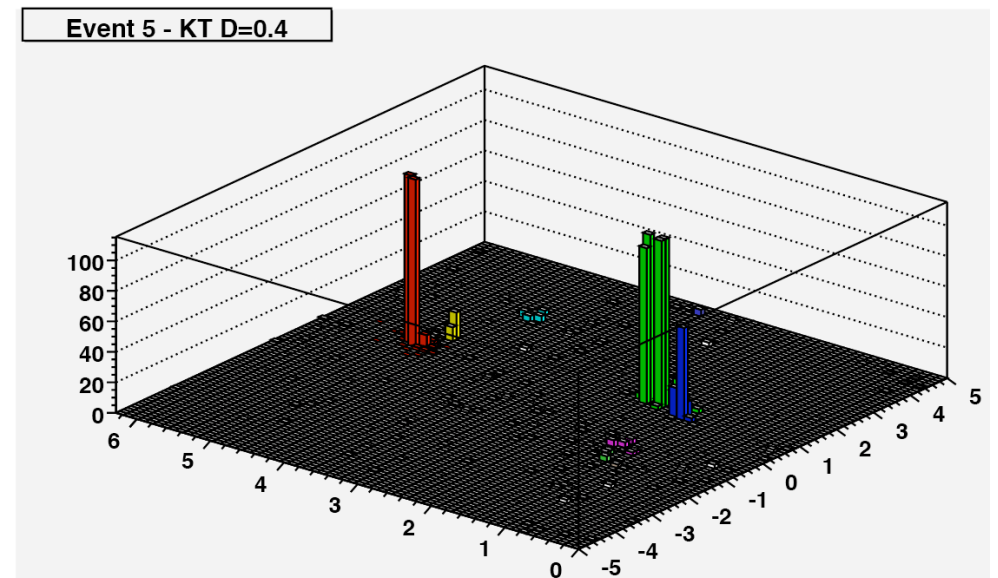
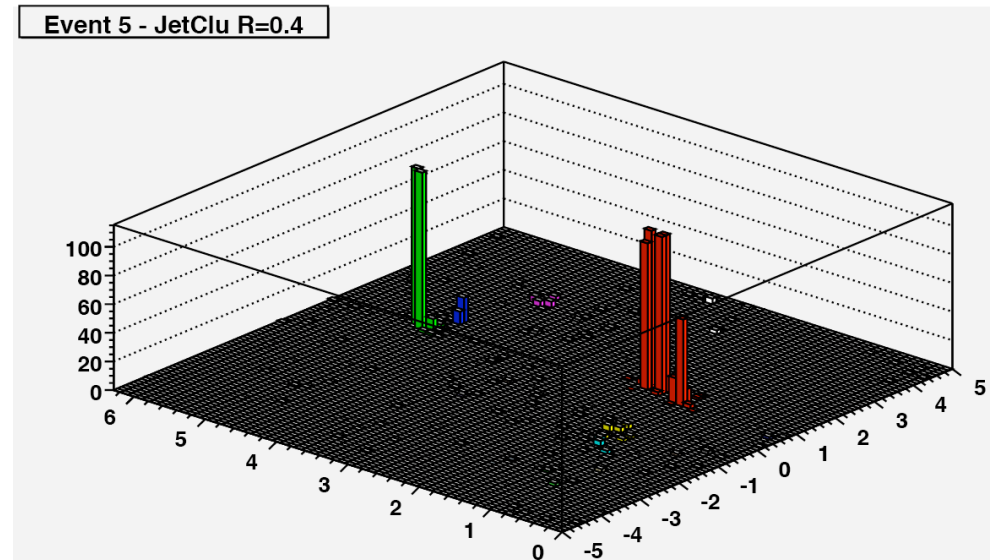


Event 5 - MidPoint R=0.4



# Another example dijet event (5 out of 10)

- Inclusive  $k_T$  ( $D=0.4$ )
  - $E_t=1045, \eta=0.66, \phi=5.08, n=29, \text{area}=1.21$
  - $E_t=971, \eta=1.01, \phi=1.98, n=21, \text{area}=1.24$
  - $E_t=97.4, \eta=0.76, \phi=1.48, n=10, \text{area}=0.35$
  - $E_t=39.8, \eta=1.25, \phi=4.88, n=12, \text{area}=0.59$
  - $E_t=22.2, \eta=-0.85, \phi=1.46, n=10, \text{area}=0.79$
- CellJet  $R=0.4$ 
  - $E_t=1048, \eta=0.7, \phi=5.00, n=58$
  - $E_t=965, \eta=1.1, \phi=2.06, n=59$
  - $E_t=107, \eta=0.7, \phi=1.47, n=31$
  - $E_t=35, \eta=1.3, \phi=4.81, n=10$
  - $E_t=21.3, \eta=-1.3, \phi=1.47, n=14$
- $k_T$  with  $D$  parameter of 0.4 clusters 100 GeV jet as separate jet; so does CellJet with  $R$  of 0.4





# Summary

- Modest changes to Midpoint cone algorithm
- Robust results from the LHC (and Tevatron) should use both cone and  $k_T$  jet algorithms
  - ◆ so should theory predictions
- Collection of jet routines acting on 4-vectors available from benchmark website
  - ◆ in near future:
    - ▲ towers in each jet a different color
    - ▲ add option to add N min bias events to each physics event
    - ▲ add seedless algorithm
    - ▲ ...
  - ◆ we're planning a series of studies to understand the strengths/weaknesses/commonalities of the different jet algorithms for LHC events
- We've started an LHC working group on jets, with the intent to have ATLAS and CMS (and interested theorists) work on
  - ◆ commonality of jet algorithms
  - ◆ jet benchmarks
    - ▲ we're running common events through the ATLAS/CMS machinery to note any differences
  - ◆ continuing the work begun at the MC4LHC workshop last summer
    - ▲ <http://mc4lhc06.web.cern.ch/mc4lhc06/>
- Steve Ellis and I are working on a review article on jet production for Prog. Part. Nucl. Phys.

# Physics at TeV Colliders

Les Houches, 11-29 June 2007

- Note change in dates
- **WG NLO Multi-leg** will address the issue of the theoretical predictions for **multileg processes**, in particular beyond leading order, and the possibility of implementing these calculations in Monte Carlos. This working group aims at a cross breeding between novel approaches (twistors, bootstraps,..) and improvements in standard techniques.
  - ◆ Dave Soper and I are leading a group dealing with NLO calculations and their use
- **WG SM Handles and Candles** will review and critically compare existing tools for **SM processes**, covering issues in pdf, jets and Higgs physics.
- **WG New Physics** is a **beyond SM** group, subdivided into SUSY and new models of symmetry breaking. It will also address the issue of model reconstruction and model independent searches based on topologies.
- There will also be an **intergroup** dedicated to **Tools and Monte Carlos**. This intergroup will liaise with **all** WG with the task of incorporating some of the issues and new techniques developed in these groups in view of improving Monte Carlos and setting **standards and accords** among the simulation codes to better meet the experimental needs.

LES HOUCHEs - Centre de Physique

Workshop  
**PHYSICS at TeV COLLIDERS**  
Les Houches, June 11-29 2007

**International Organizing Committee**

- Riccardo BARBIERI (Pisa, Italy)
- Zvi BERN (UCLA, USA)
- Edward BOOS (Moscow State Univ., Russia)
- Stefano CATANI (Florence, Italy)
- Sally DAWSON (Brookhaven National Laboratory, USA)
- Abdelhak DJOUADI (Orsay, France)
- Manuel DREES (Bonn, Germany)
- Rohini GODBOLE (IISc, Bangalore, India)
- Gian GIUDICE (CERN, Switzerland)
- Rolf-Dieter HEUER (Univ. Hamburg, Germany)
- Wolfgang HOLLIK (MPI, München, Germany)
- Joey HUSTON (Michigan State University, USA)
- Jiro KODAIRA (KEK, Japan)
- Kenneth LANE (Boston University, USA)
- François LEDIBERDER (IN2P3, France)
- Joseph LYKKEN (FERMILAB, USA)
- Michelangelo MANGANO (CERN, Switzerland)
- Felicitas PAUSS (ETH, Zürich, Switzerland)
- Giacomo POLESELLO (INFN Pavia, Italy)
- Paraskevas SPHICAS (CERN, Switzerland & Univ. Athens, Greece)

**Local Organizing Committee**

**LAPTh Annecy**

- Patrick AURENCHÉ
- Geneviève BÉLANGER
- Fawzi BOUDJEMA
- Jean-Philippe GUILLET
- Margarete MÜHLEITNER
- Eric PILON
- Pietro SLAVICH

**LAPP Annecy**

- Rémi LAFAYE

**LPSC Grenoble**

- Sabine KRAML

**LAL Orsay**

- Dirk ZERWAS

**AIM AND FORMAT**

The aim of this Workshop is to bring together theorists and experimentalists working on the phenomenology of the upcoming TeV colliders. The emphasis will be on the physics at the LHC, particularly on progress in new techniques for the simulation of Standard Model processes and on the latest developments concerning new mechanisms of electroweak symmetry breaking and the associated New Physics. Issues ranging from jets and SM candles to Higgs and BSM will be discussed and tools covering these aspects will be critically reviewed and compared. Three Working Groups have been set up to cover these different aspects of physics at the LHC. The meeting in Les Houches is the central event of this year-long Workshop.

for more information, see: <http://lapp.in2p3.fr/conferences/LesHouches/Houches2007/>

Design: G. Dornbier / LAPP

---

# Extra slides

# Benchmark studies for LHC

- Goal: produce predictions/event samples corresponding to 1 and  $10 \text{ fb}^{-1}$
- Cross sections will serve as
  - ◆ benchmarks/guidebook for SM expectations in the early running
    - ▲ are systems performing nominally? are our calorimeters calibrated?
    - ▲ are we seeing signs of “unexpected” SM physics in our data?
    - ▲ how many of the signs of new physics that we undoubtedly will see do we really believe?
  - ◆ feedback for impact of ATLAS data on reducing uncertainty on relevant pdf's and theoretical predictions
  - ◆ venue for understanding some of the subtleties of physics issues
- Has gone (partially) into Les Houches proceedings; hope to expand on it later
- *Companion* review article on hard scattering physics at the LHC by John Campbell, James Stirling and myself

# SM benchmarks for the LHC



See [www.pa.msu.edu/~huston/Les\\_Houches\\_2005/Les\\_Houches\\_SM.html](http://www.pa.msu.edu/~huston/Les_Houches_2005/Les_Houches_SM.html)  
(includes CMS as well as ATLAS)

- pdf luminosities and uncertainties
- expected cross sections for useful processes
  - ◆ inclusive jet production
    - ▲ simulated jet events at the LHC
    - ▲ jet production at the Tevatron
      - a [link](#) to a CDF thesis on inclusive jet production in Run 2
      - [CDF results](#) from Run II using the kT algorithm
  - ◆ photon/diphoton
  - ◆ Drell-Yan cross sections
  - ◆ W/Z/Drell Yan rapidity distributions
  - ◆ W/Z as luminosity benchmarks
  - ◆ W/Z+jets, especially the Zeppenfeld plots
  - ◆ top pairs
    - ▲ ongoing work, list of topics (pdf file)

# Luminosities as a function of $y$

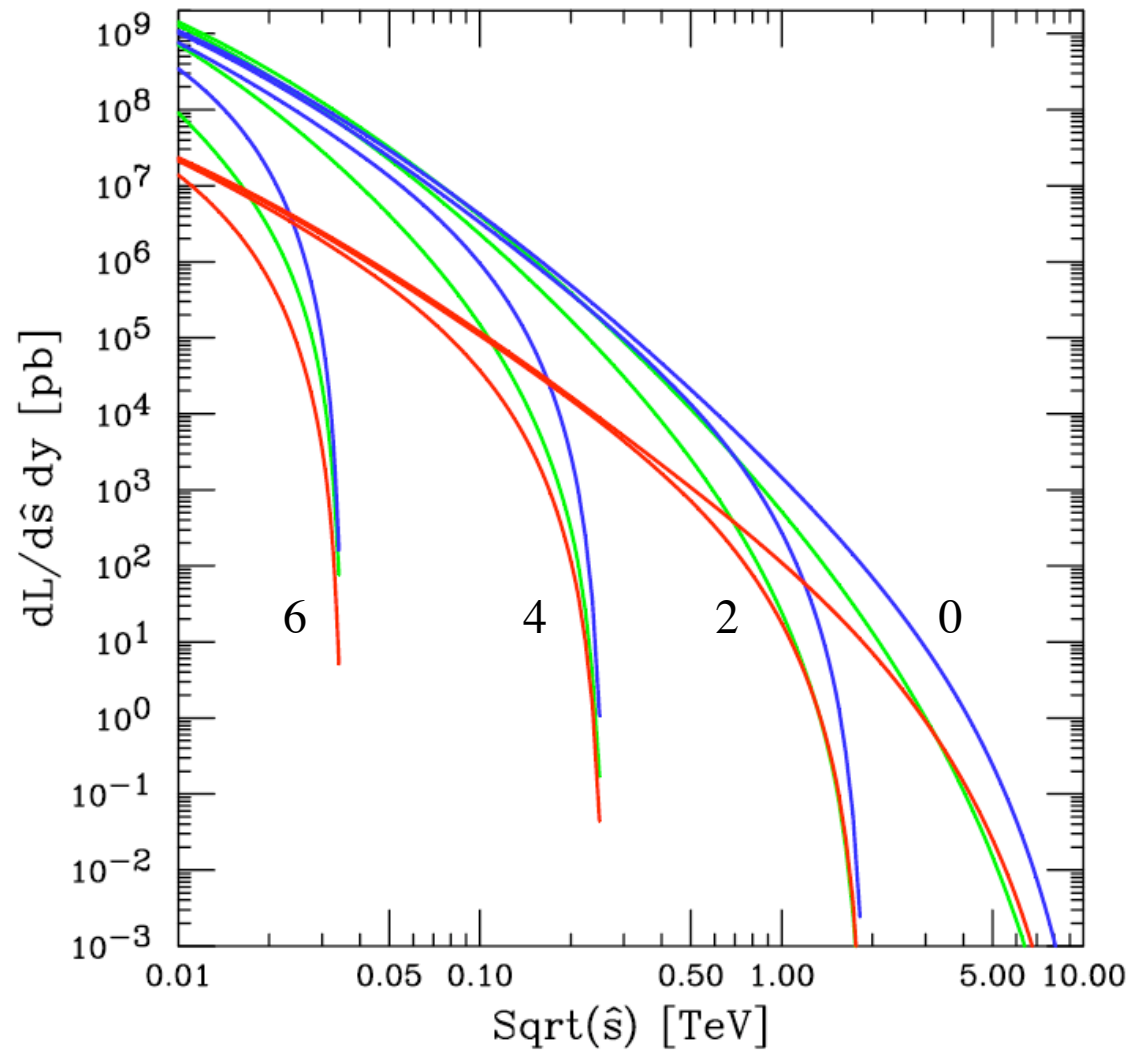


Fig. 3:  $dLuminosity/dy$  at  $y = 0, 2, 4, 6$ . **Green**= $gg$ , **Blue**= $g(d + u + s + c + b) + g(\bar{d} + \bar{u} + \bar{s} + \bar{c} + \bar{b}) + (d + u + s + c + b)g + (\bar{d} + \bar{u} + \bar{s} + \bar{c} + \bar{b})g$ , **Red**= $d\bar{d} + u\bar{u} + s\bar{s} + c\bar{c} + b\bar{b} + \bar{d}d + \bar{u}u + \bar{s}s + \bar{c}c + \bar{b}b$ .

# gg luminosity uncertainties

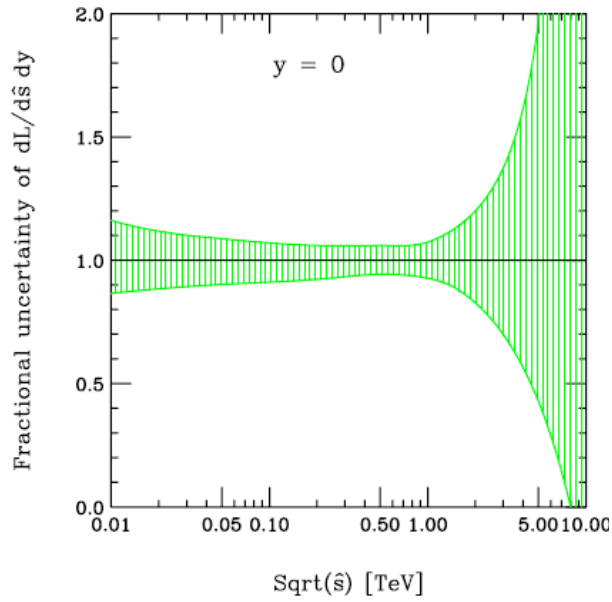
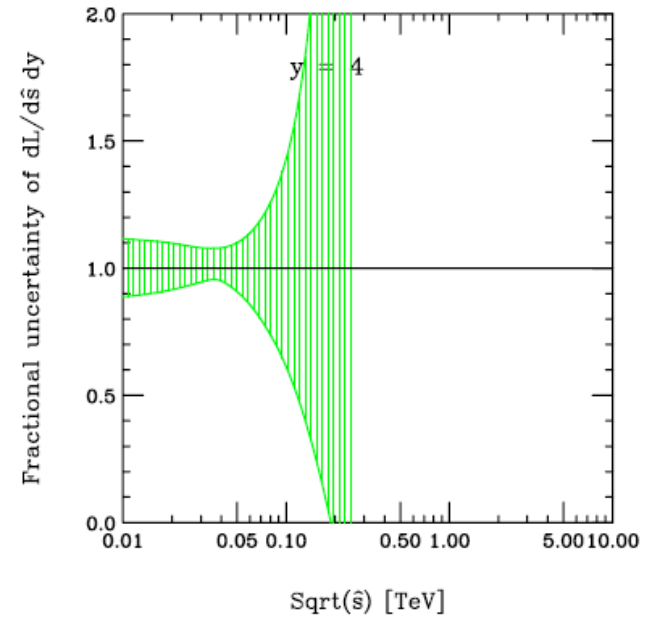
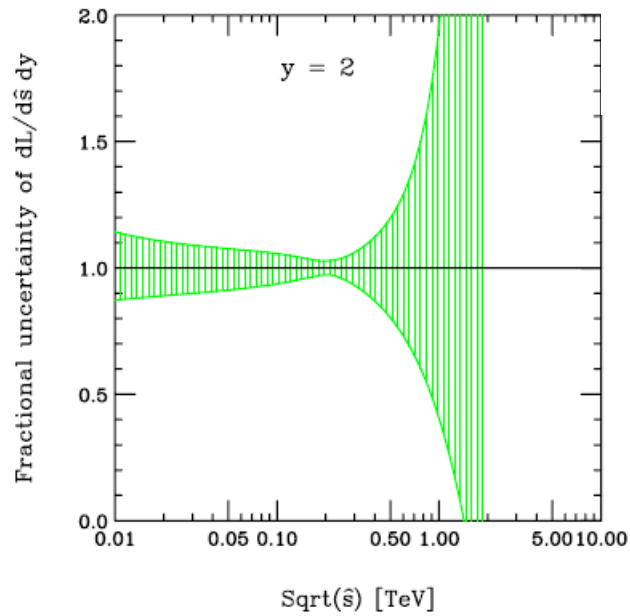


Fig. 5: Fractional uncertainty of  $gg$  luminosity at  $y = 0$ .



# NLO corrections

Shapes of distributions may be different at NLO than at LO, but sometimes it is still useful to define a K-factor. Note the value of the K-factor depends critically on its definition. K-factors at LHC similar to those at Tevatron in most cases

Table 1.  $K$ -factors for various processes at the Tevatron and the LHC, calculated using a selection of input parameters. In all cases, the CTEQ6M PDF set is used at NLO.  $\mathcal{K}$  uses the CTEQ6L1 set at leading order, whilst  $\mathcal{K}'$  uses the same set, CTEQ6M, as at NLO. Jets satisfy the requirements  $p_T > 15$  GeV and  $|\eta| < 2.5$  (5.0) at the Tevatron (LHC). In the  $W + 2$  jet process the jets are separated by  $\Delta R > 0.52$ , whilst the weak boson fusion (WBF) calculations are performed for a Higgs of mass 120 GeV.

Process	Typical scales		Tevatron K-factor			LHC K-factor		
	$\mu_0$	$\mu_1$	$\mathcal{K}(\mu_0)$	$\mathcal{K}(\mu_1)$	$\mathcal{K}'(\mu_0)$	$\mathcal{K}(\mu_0)$	$\mathcal{K}(\mu_1)$	$\mathcal{K}'(\mu_0)$
$W$	$m_W$	$2m_W$	1.33	1.31	1.21	1.15	1.05	1.15
$W + 1$ jet	$m_W$	$\langle p_T^{\text{jet}} \rangle$	1.42	1.20	1.43	1.21	1.32	1.42
$W + 2$ jets	$m_W$	$\langle p_T^{\text{jet}} \rangle$	1.16	0.91	1.29	0.89	0.88	1.10
$t\bar{t}$	$m_t$	$2m_t$	1.08	1.31	1.24	1.40	1.59	1.48
$b\bar{b}$	$m_b$	$2m_b$	1.20	1.21	2.10	0.98	0.84	2.51
Higgs via WBF	$m_H$	$\langle p_T^{\text{jet}} \rangle$	1.07	0.97	1.07	1.23	1.34	1.09



# The “maligned” experimenter’s wishlist

- Missing many needed NLO computations

Campbell

## *An experimenter’s wishlist*

■ Hadron collider cross-sections one would like to know at NLO

Run II Monte Carlo Workshop, April 2001

Single boson	Diboson	Triboson	Heavy flavour
$W + \leq 5j$	$WW + \leq 5j$	$WWW + \leq 3j$	$t\bar{t} + \leq 3j$
$W + b\bar{b} + \leq 3j$	$WW + b\bar{b} + \leq 3j$	$WWW + b\bar{b} + \leq 3j$	$t\bar{t} + \gamma + \leq 2j$
$W + c\bar{c} + \leq 3j$	$WW + c\bar{c} + \leq 3j$	$WWW + \gamma\gamma + \leq 3j$	$t\bar{t} + W + \leq 2j$
$Z + \leq 5j$	$ZZ + \leq 5j$	$Z\gamma\gamma + \leq 3j$	$t\bar{t} + Z + \leq 2j$
$Z + b\bar{b} + \leq 3j$	$ZZ + b\bar{b} + \leq 3j$	$WZZ + \leq 3j$	$t\bar{t} + H + \leq 2j$
$Z + c\bar{c} + \leq 3j$	$ZZ + c\bar{c} + \leq 3j$	$ZZZ + \leq 3j$	$t\bar{b} + \leq 2j$
$\gamma + \leq 5j$	$\gamma\gamma + \leq 5j$		$b\bar{b} + \leq 3j$
$\gamma + b\bar{b} + \leq 3j$	$\gamma\gamma + b\bar{b} + \leq 3j$		
$\gamma + c\bar{c} + \leq 3j$	$\gamma\gamma + c\bar{c} + \leq 3j$		
	$WZ + \leq 5j$		
	$WZ + b\bar{b} + \leq 3j$		
	$WZ + c\bar{c} + \leq 3j$		
	$W\gamma + \leq 3j$		
	$Z\gamma + \leq 3j$		

# NLO calculation priority list from Les Houches 2005: theory benchmarks

process ( $V \in \{Z, W, \gamma\}$ )	relevant for
1. $pp \rightarrow VV + \text{jet}$	$t\bar{t}H$ , new physics
2. $pp \rightarrow H + 2 \text{ jets}$	$H$ production by vector boson fusion (VBF)
3. $pp \rightarrow t\bar{t}b\bar{b}$	$t\bar{t}H$
4. $pp \rightarrow t\bar{t} + 2 \text{ jets}$	$t\bar{t}H$
5. $pp \rightarrow VVb\bar{b}$	VBF $\rightarrow H \rightarrow VV$ , $t\bar{t}H$ , new physics
6. $pp \rightarrow VV + 2 \text{ jets}$	VBF $\rightarrow H \rightarrow VV$
7. $pp \rightarrow V + 3 \text{ jets}$	various new physics signatures
8. $pp \rightarrow VVV$	SUSY trilepton

completed  
since  
list

Table 2. The wishlist of processes for which a NLO calculation is both desired and feasible in the near future.

can we develop rules-of-thumb  
about size of HO corrections?

- $pp \rightarrow VV + \text{jet}$ : One of the most promising channels for Higgs production in the low mass range is through the  $H \rightarrow WW^*$  channel, with the W's decaying semi-leptonically. It is useful to look both in the  $H \rightarrow WW$  exclusive channel, along with the  $H \rightarrow WW + \text{jet}$  channel. The calculation of  $pp \rightarrow WW + \text{jet}$  will be especially important in understanding the background to the latter.
- $pp \rightarrow H + 2 \text{ jets}$ : A measurement of vector boson fusion (VBF) production of the Higgs boson will allow the determination of the Higgs coupling to vector bosons. One of the key signatures for this process is the presence of forward-backward tagging jets. Thus, QCD production of  $H + 2 \text{ jets}$  must be understood, especially as the rates for the two are comparable in the kinematic regions of interest.
- $pp \rightarrow t\bar{t}b\bar{b}$  and  $pp \rightarrow t\bar{t} + 2 \text{ jets}$ : Both of these processes serve as background to  $t\bar{t}H$ , where the Higgs decays into a  $b\bar{b}$  pair. The rate for  $t\bar{t}jj$  is much greater than that for  $t\bar{t}b\bar{b}$  and thus, even if 3  $b$ -tags are required, there may be a significant chance for the heavy flavour mistag of a  $t\bar{t}jj$  event to contribute to the background.
- $pp \rightarrow VVb\bar{b}$ : Such a signature serves as non-resonant background to  $t\bar{t}$  production as well as to possible new physics.
- $pp \rightarrow VV + 2 \text{ jets}$ : The process serves as a background to VBF production of Higgs.
- $pp \rightarrow V + 3 \text{ jets}$ : The process serves as background for  $t\bar{t}$  production where one of the jets may not be reconstructed, as well as for various new physics signatures involving leptons, jets and missing transverse momentum.
- $pp \rightarrow VVV$ : The process serves as a background for various new physics subprocesses such as SUSY tri-lepton production.

What about time lag in going from availability of matrix elements and having a parton level Monte Carlo available? See e.g.  $H + 2 \text{ jets}$ .

# From LHC theory initiative white paper

- time ordered LHC shopping list

- ☞ need for  $10 - 30 \text{ fb}^{-1}$  (2008-2010):

- full NLO QCD corrections to  $pp \rightarrow t\bar{t} \rightarrow b\bar{b} + 4f$
    - NLO QCD corrections to  $t\bar{t}j, t\bar{t}\gamma, W/Z + \geq 3 \text{ jets}$  production
    - NNLO QCD corrections to PDF's, 2-jet production

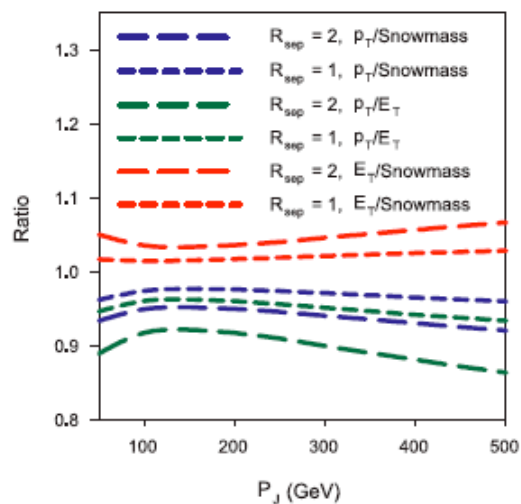
- ☞ need for  $300 \text{ fb}^{-1}$  (2012-2013):

- NLO QCD corrections to  $gg \rightarrow HH, t\bar{t}W, t\bar{t}Z$  production
    - NLO EW corrections are needed for all hard scattering processes

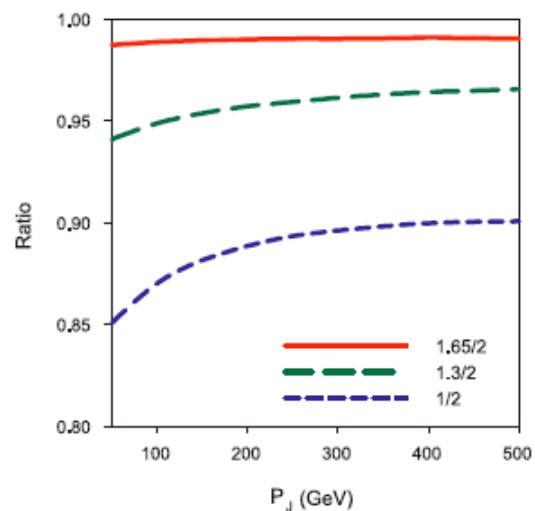
- ☞ need for  $3000 \text{ fb}^{-1}$  ( $> 2015$ ):

- NLO QCD corrections to  $WWWjj, jj\gamma\gamma, Q\bar{Q}\gamma j$  production
    - probably many more processes as time and physics knowledge base evolves

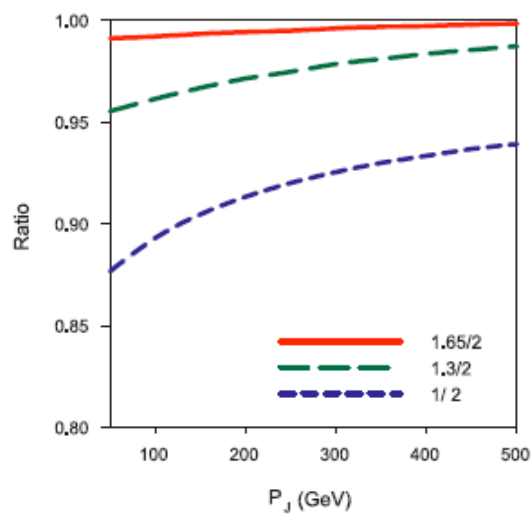
a) Cross Section Ratios



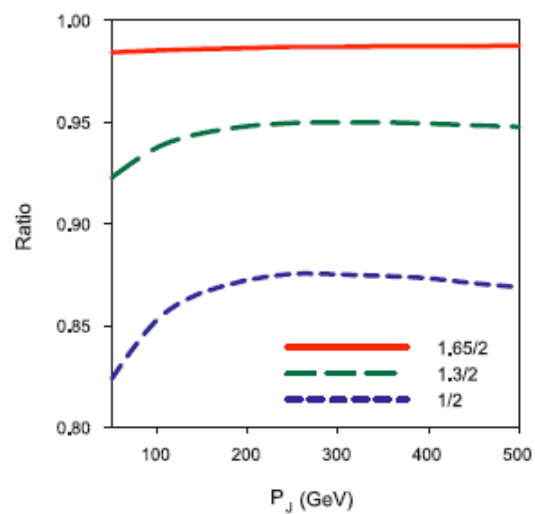
b) Snowmass Definition



c)  $p_T$  E-scheme Definition



d)  $E_T$  E-scheme Definition



# gg luminosity uncertainties

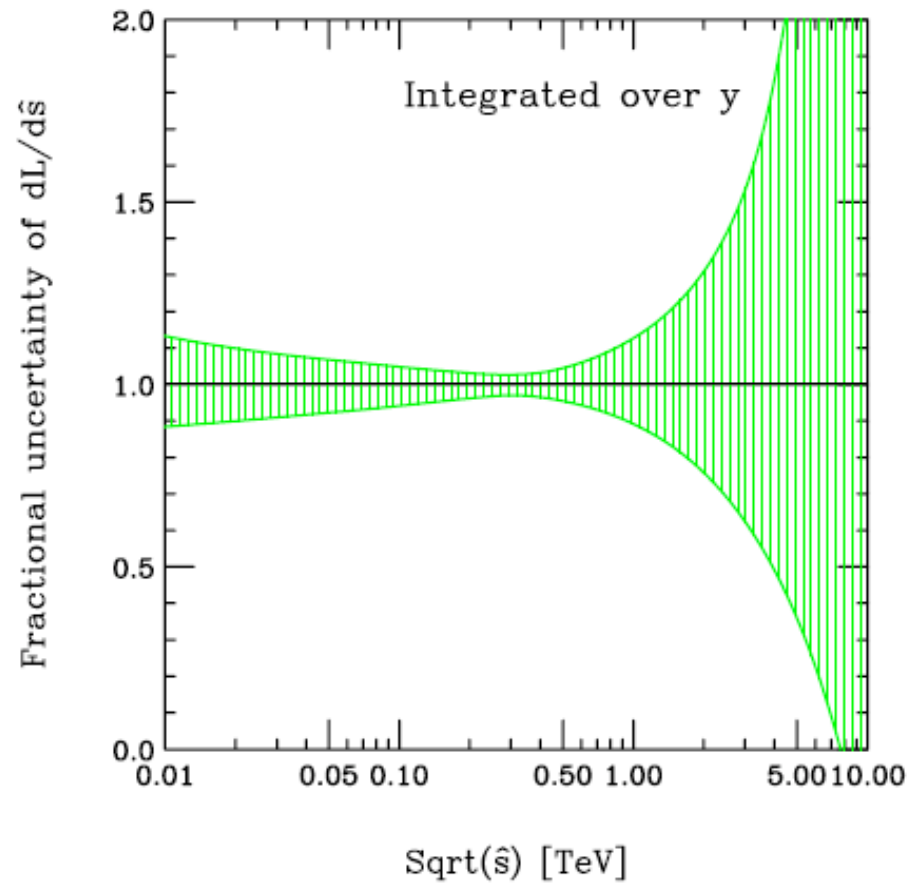


Fig. 4: Fractional uncertainty of  $gg$  luminosity integrated over  $y$ .

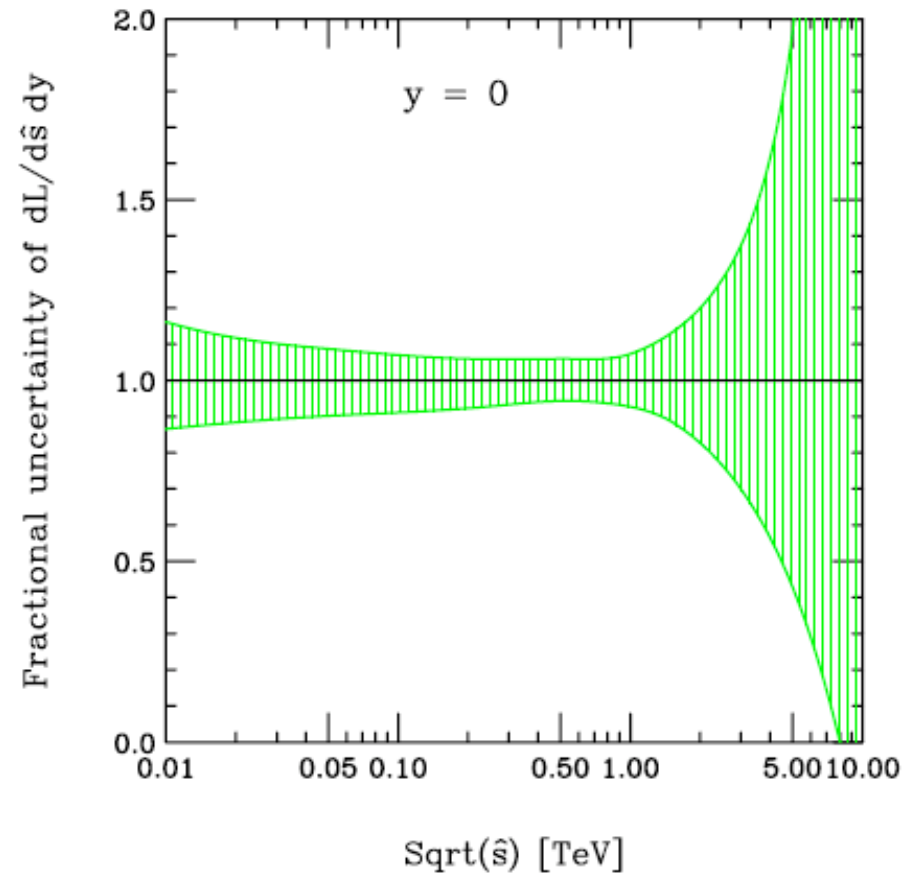
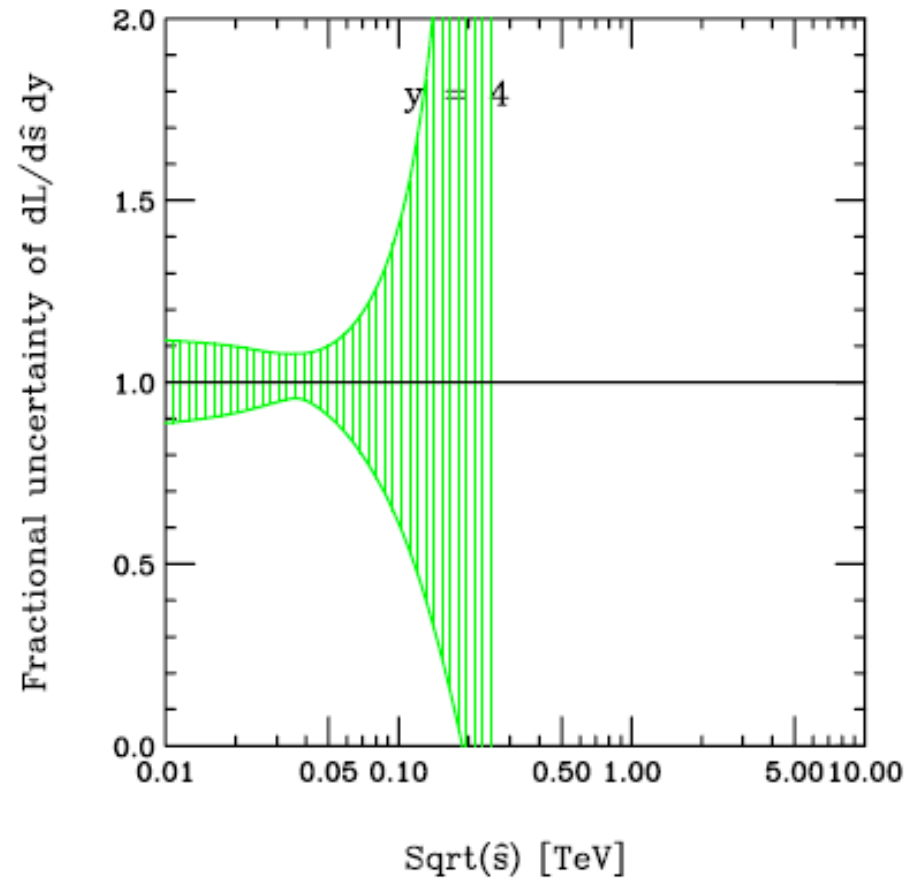
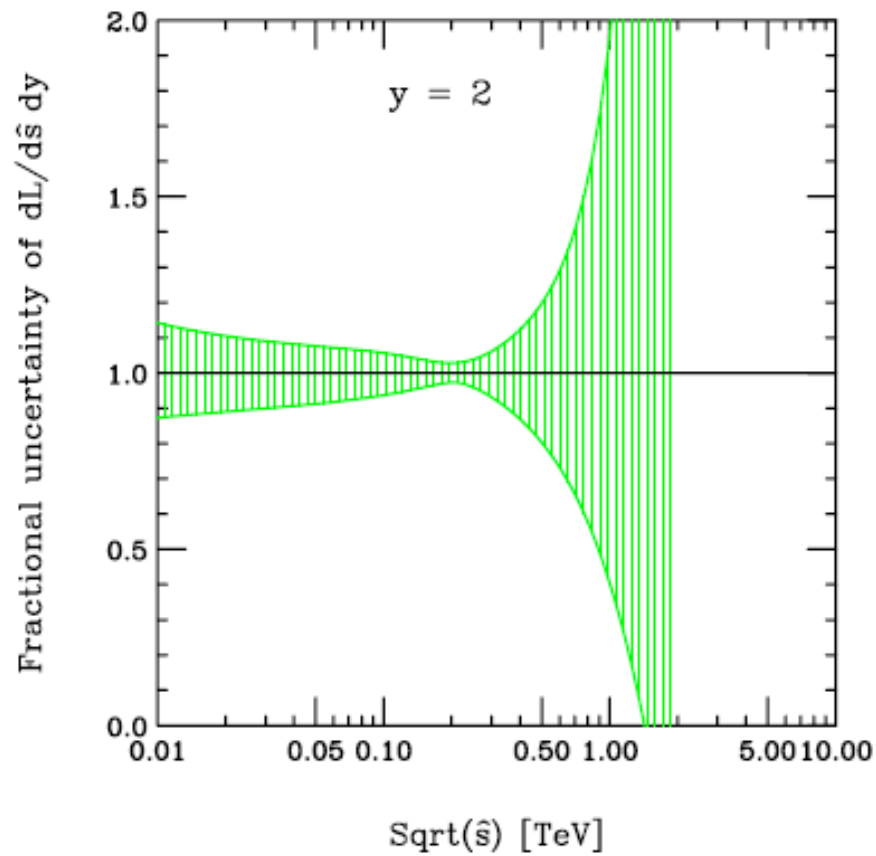


Fig. 5: Fractional uncertainty of  $gg$  luminosity at  $y = 0$ .

# gg luminosity uncertainties



# gq luminosity uncertainties

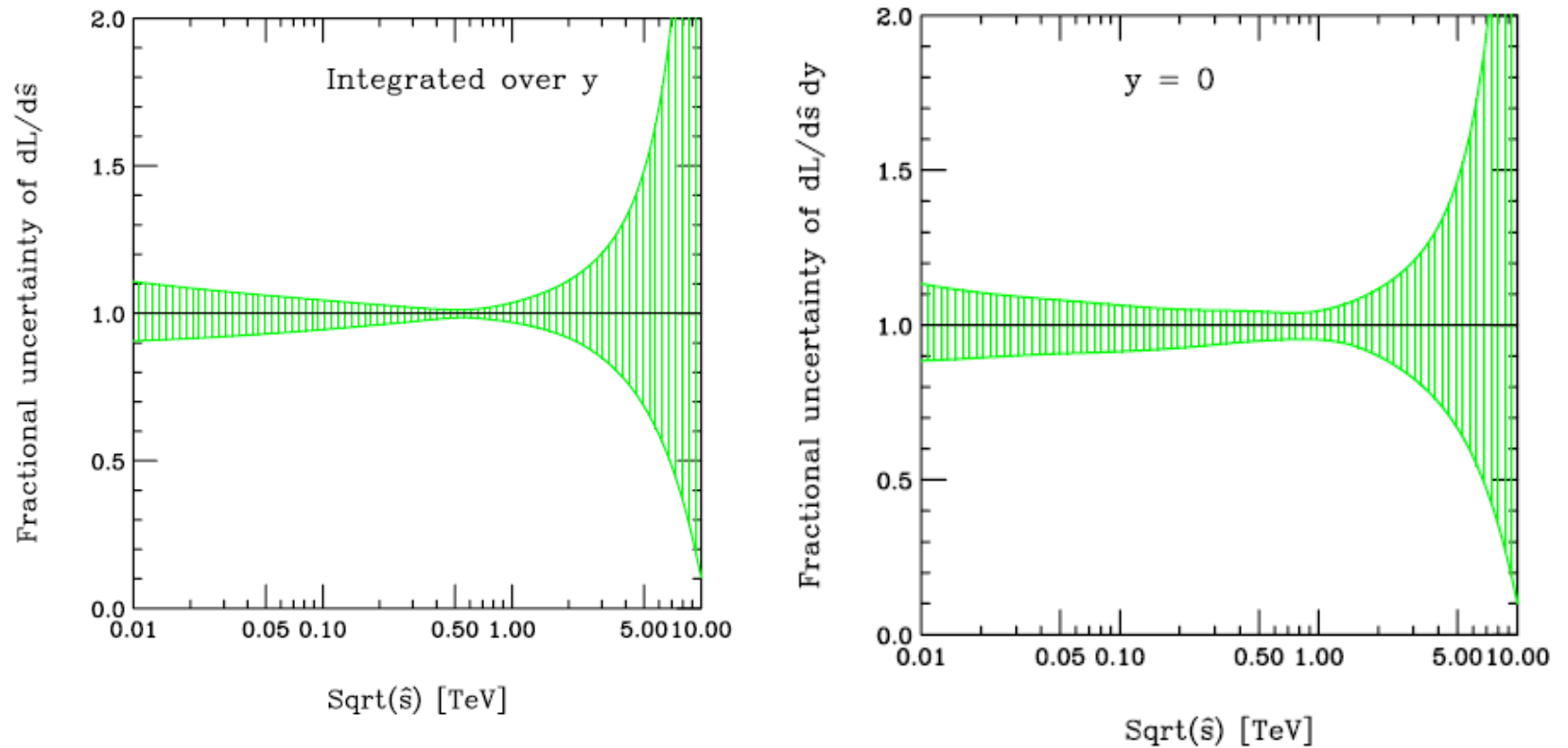
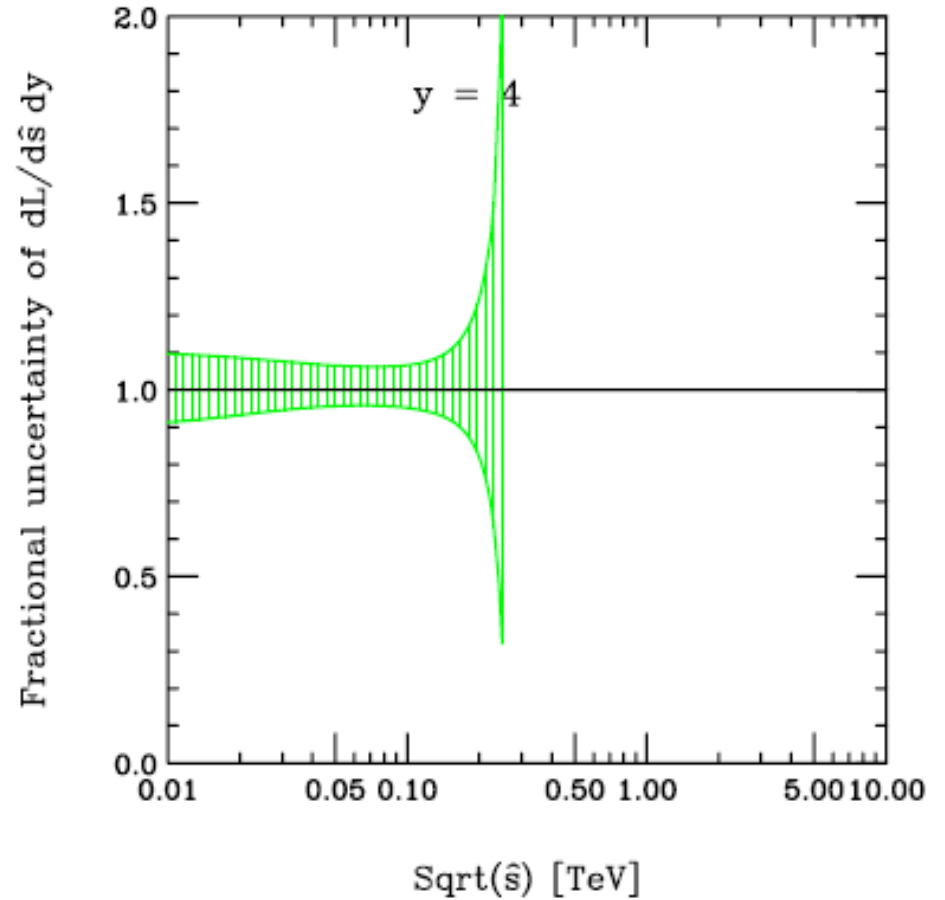
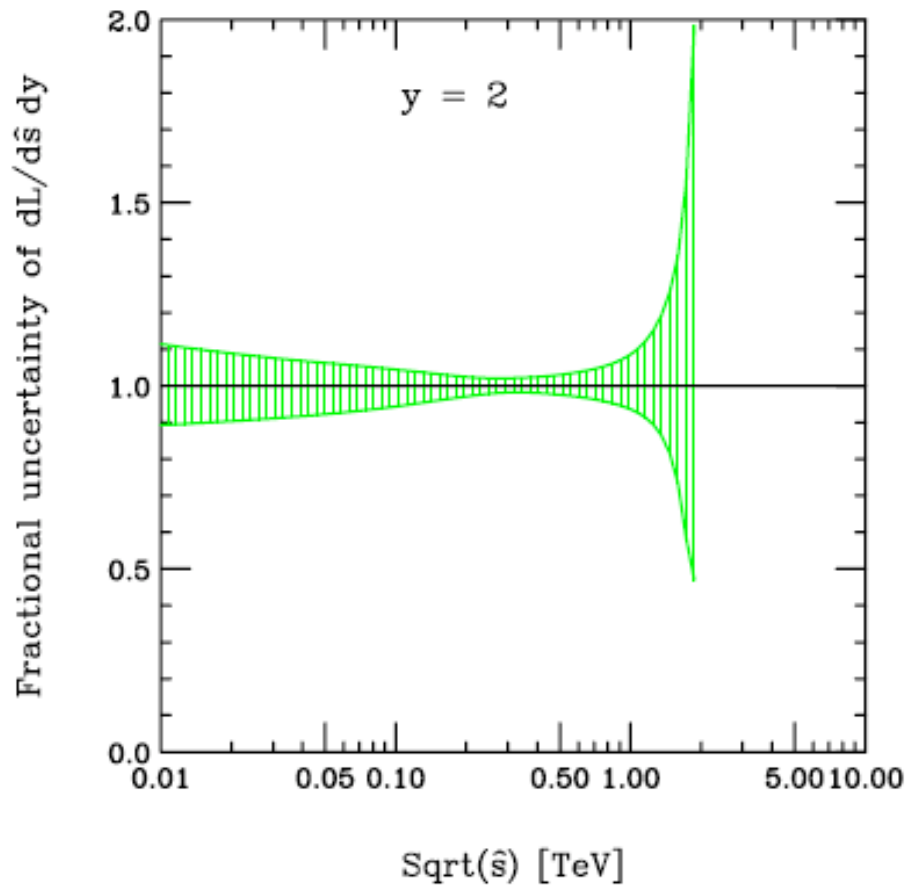


Fig. 6: Fractional uncertainty for Luminosity integrated over  $y$  for  $g(d + u + s + c + b) + g(\bar{d} + \bar{u} + \bar{s} + \bar{c} + \bar{b}) + (d + u + s + c + b)g + (\bar{d} + \bar{u} + \bar{s} + \bar{c} + \bar{b})g$ .

# gq luminosity uncertainties





# qQ luminosity uncertainties

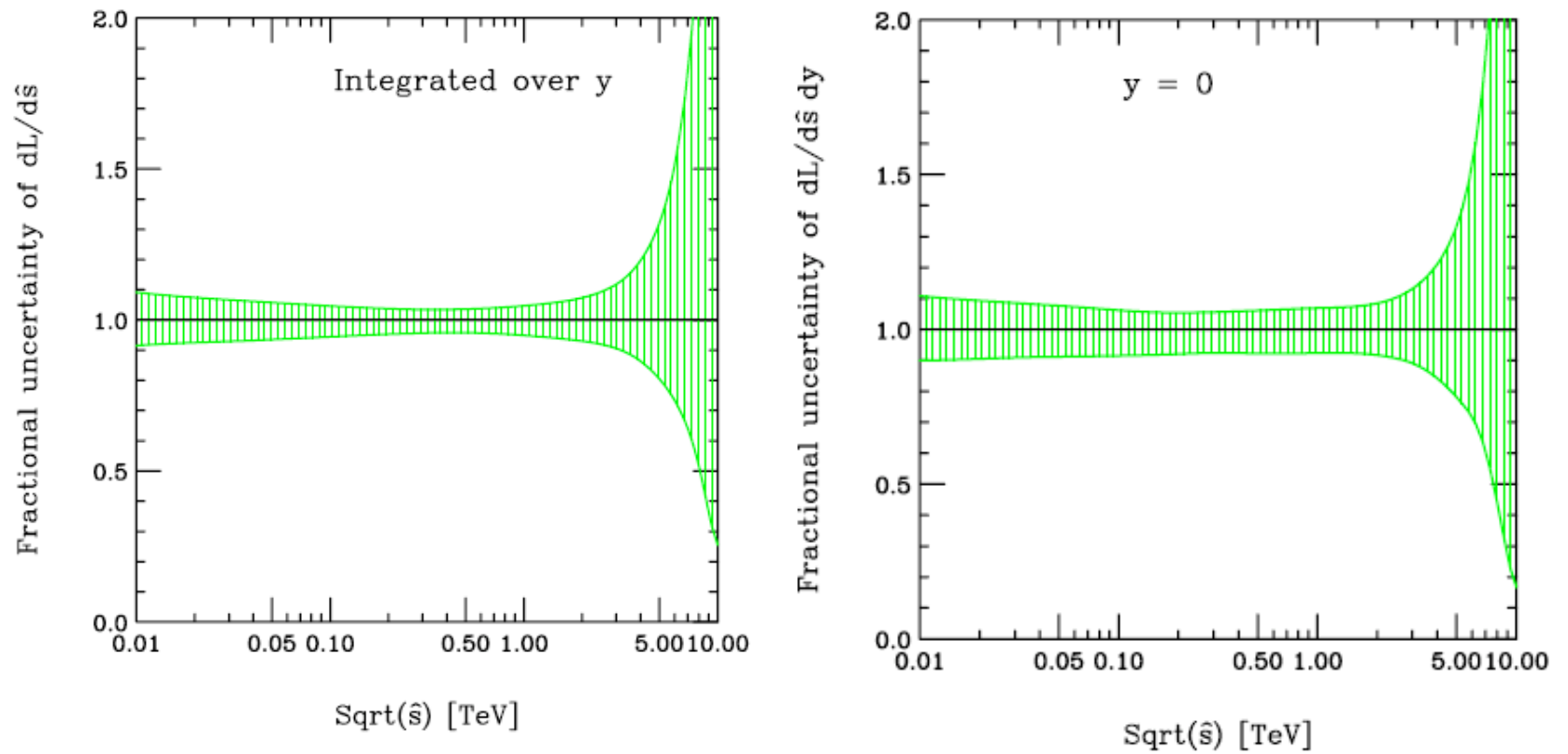
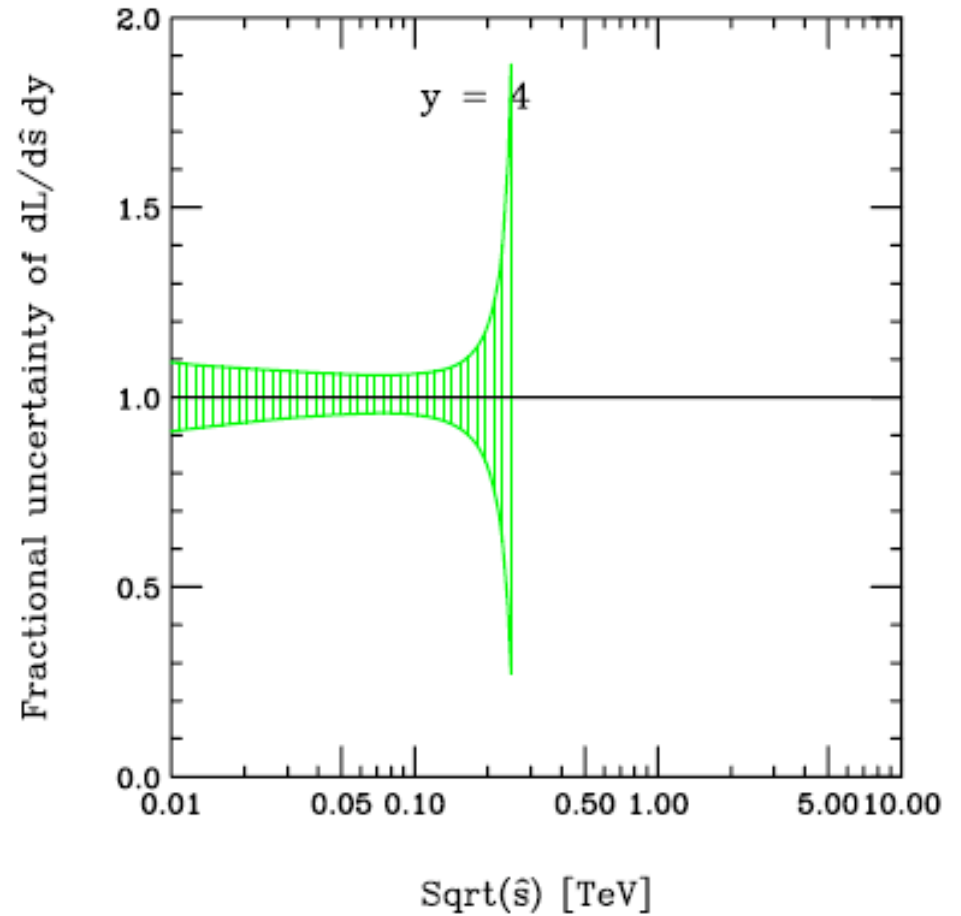
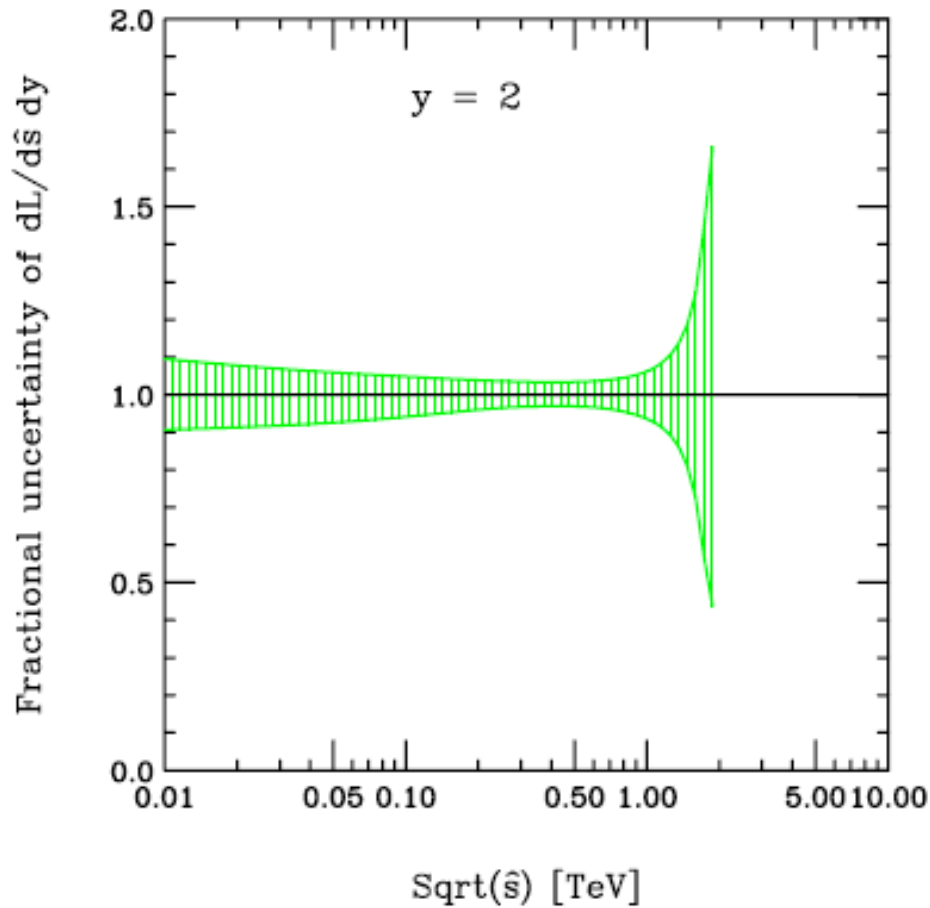


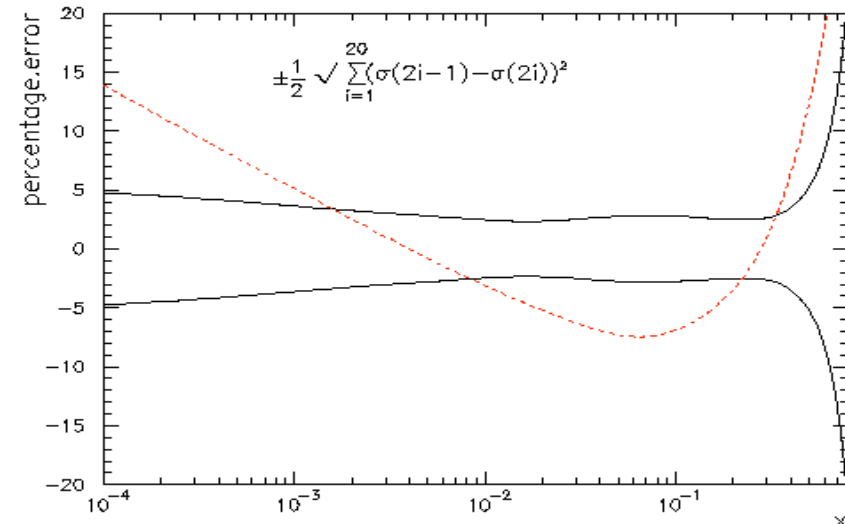
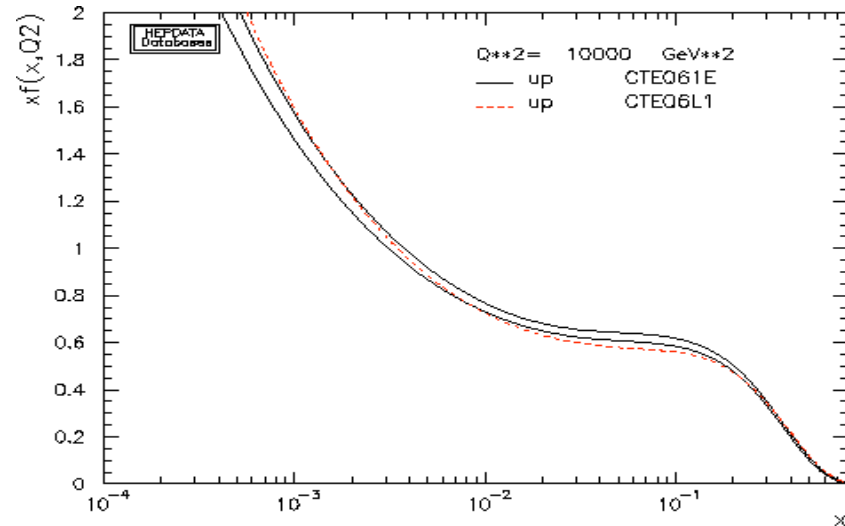
Fig. 7: Fractional uncertainty for Luminosity integrated over  $y$  for  $d\bar{d} + u\bar{u} + s\bar{s} + c\bar{c} + b\bar{b} + \bar{d}d + \bar{u}u + \bar{s}s + \bar{c}c + \bar{b}b$ .

# qQ luminosity uncertainties



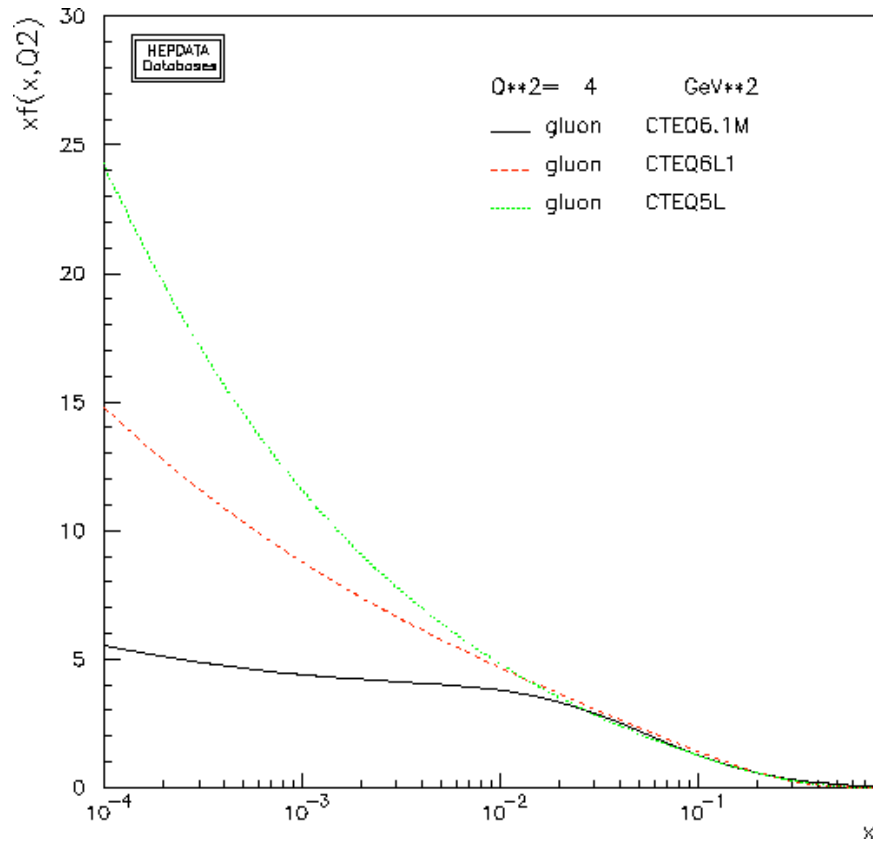
# LO vs NLO pdf's for parton shower MC's

- For NLO calculations, use NLO pdf's (duh)
- What about for parton shower Monte Carlos?
  - ◆ somewhat arbitrary assumptions (for example fixing Drell-Yan normalization) have to be made in LO pdf fits
  - ◆ DIS data in global fits affect LO pdf's in ways that may not directly transfer to LO hadron collider predictions
  - ◆ LO pdf's for the most part are outside the NLO pdf error band
  - ◆ LO matrix elements for many of the processes that we want to calculate are not so different from NLO matrix elements
  - ◆ by adding parton showers, we are partway towards NLO anyway
  - ◆ any error is formally of NLO
- (my recommendation) use NLO pdf's
  - ◆ pdf's must be + definite in regions of application (CTEQ is so by def'n)
- Note that this has implications for MC tuning, i.e. Tune A uses CTEQ5L
  - ◆ need tunes for NLO pdf's

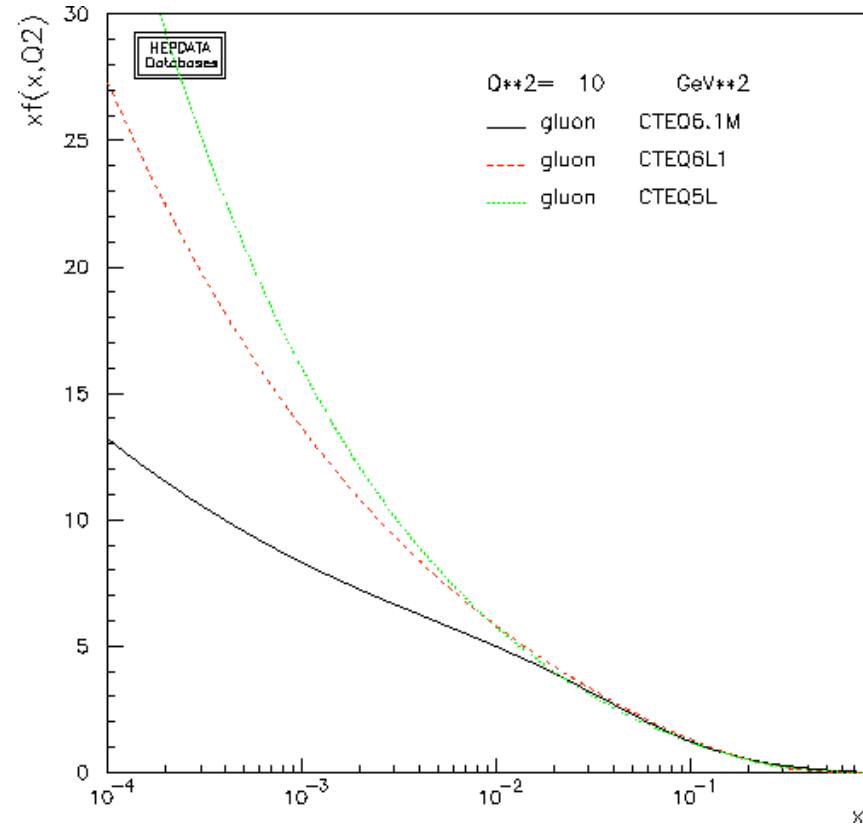


...but at the end of the day this is still LO physics;  
There's no substitute for honest-to-god NLO. 67


# Impact on UE tunes




- 5L significantly steeper at low  $x$  and  $Q^2$
- Rick Field has produced a tune based on CTEQ6.1



# Rick's tune



## CTEQ6.1 Tune



PYTHIA 6.2 CTEQ6.1

**UE Parameters**

Parameter	Tune Q	Tune QW
MSTP(81)	1	1
MSTP(82)	4	4
PARP(82)	1.2 GeV	1.2 GeV
PARP(83)	0.5	0.5
PARP(84)	0.4	0.4
PARP(85)	0.9	0.9
PARP(86)	0.95	0.95

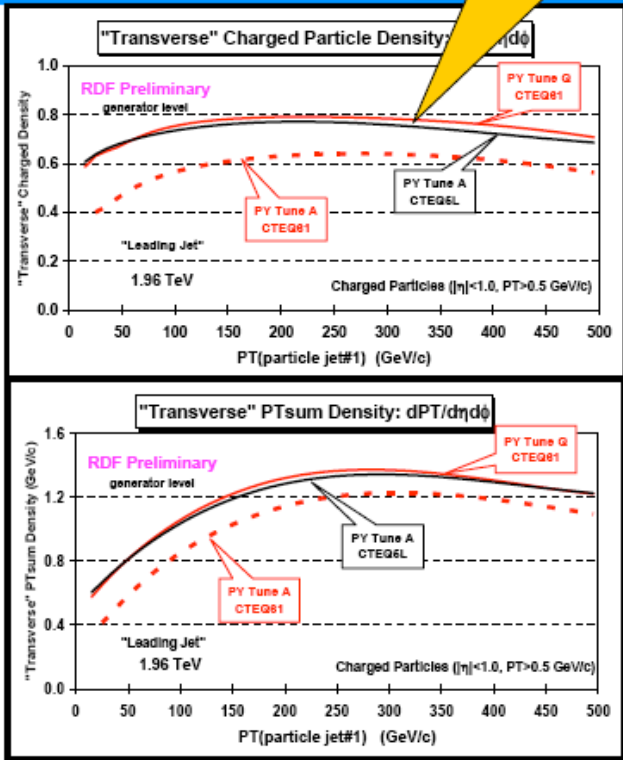
**ISR Parameters**

PARP(89)	1.8 TeV	1.8 TeV
PARP(90)	0.25	0.25
PARP(62)	1.0	1.25
PARP(64)	1.0	0.2
PARP(67)	4.0	4.0

**Intrinsic KT**

MSTP(91)	1	1
PARP(91)	1.0	2.1
PARP(92)	5.0	15.0

I used **LHAPDF!** See the next talk by Craig Group!



TeV4LHC - Fermilab  
October 20, 2005

Rick Field - Florida/CDF

Page 18

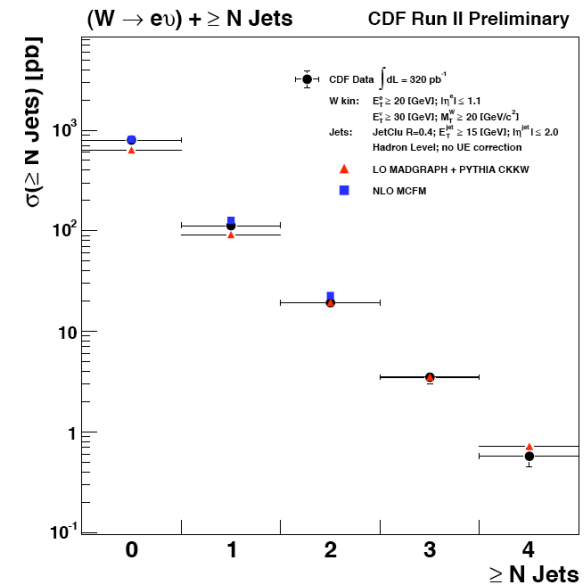
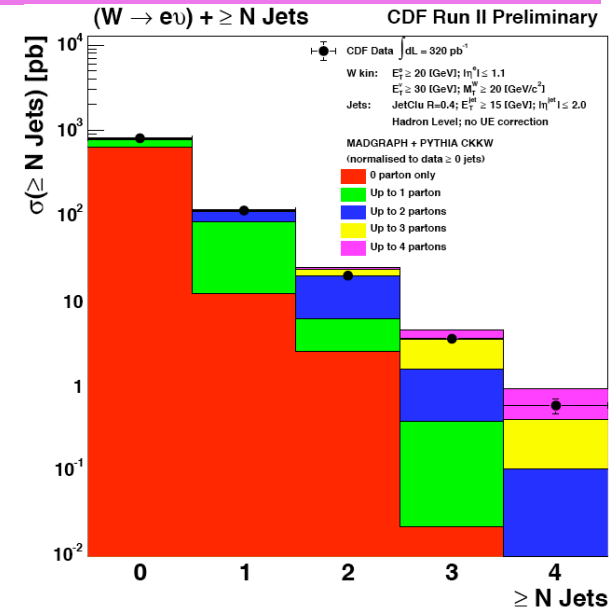
...discussed in detail in TeV4LHC writeup

# W + jets at the Tevatron

- Interesting for tests of perturbative QCD formalisms
  - ◆ matrix element calculations
  - ◆ parton showers
  - ◆ ...or both
- Backgrounds to tT production and other potential new physics
- Observe up to 7 jets at the Tevatron
- Results from Tevatron to the right are in a form that can be easily compared to theoretical predictions (at hadron level)
  - ◆ see [www-cdf.fnal.gov](http://www-cdf.fnal.gov) QCD webpages
  - ◆ in process of comparing to MCFM and CKKW predictions
  - ◆ remember for a cone of 0.4, hadron level  $\sim$  parton level

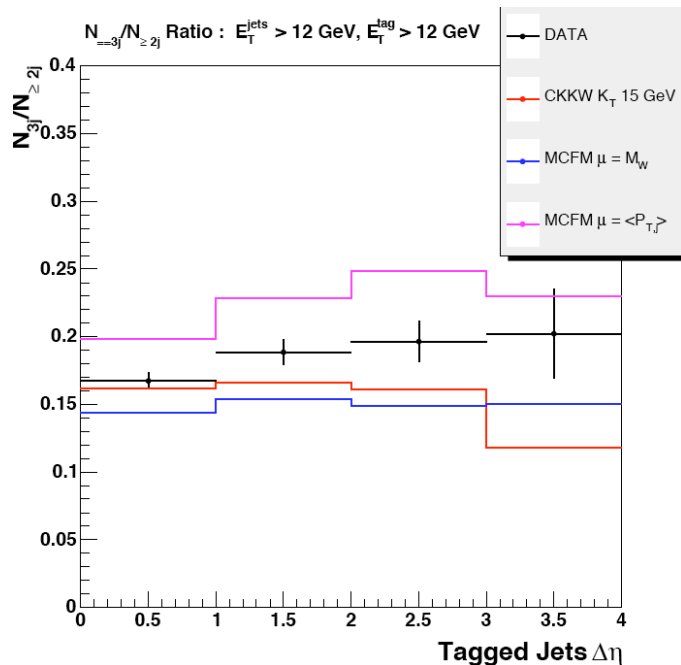
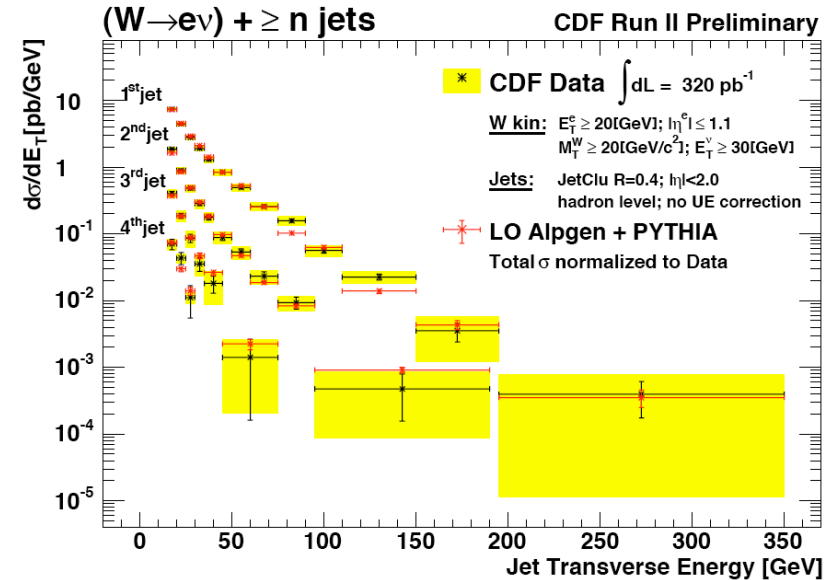
note emission of each jet suppressed by  $\sim$ factor of  $\alpha_s$

agreement with MCFM for low jet multiplicity



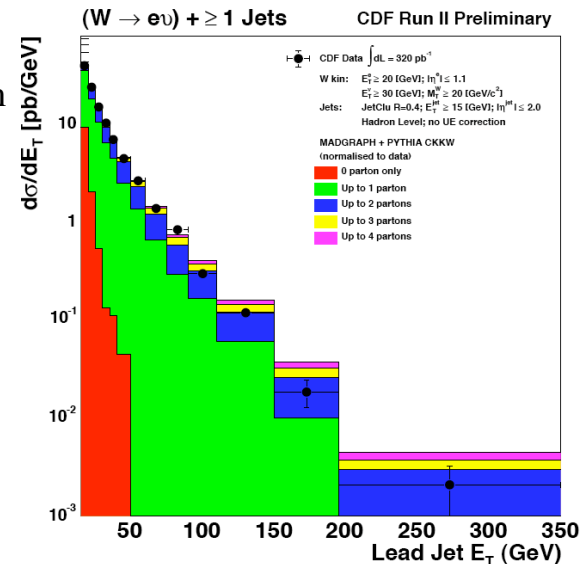
# W + jets at the Tevatron

- Interesting for tests of perturbative QCD formalisms
  - ◆ matrix element calculations
  - ◆ parton showers
  - ◆ ...or both
- Results from Tevatron to the right are in a form that can be easily compared to theoretical predictions (hadron level)



Probability of 3rd jet emission as function of two lead jet rapidity separation in good agreement with theory

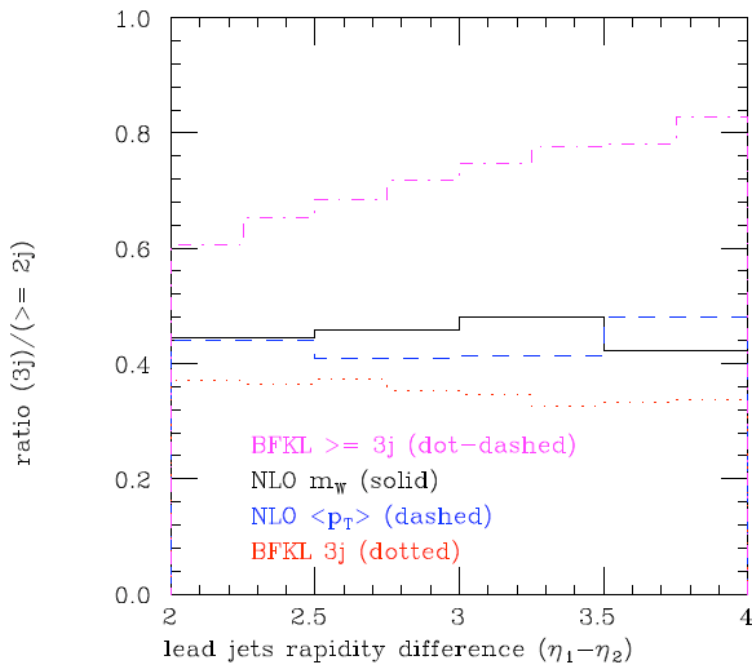
At LHC, BFKL logs may become more important for high  $\Delta\eta$



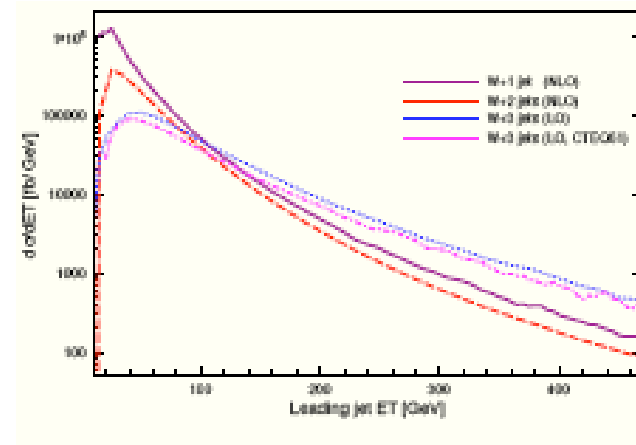
Sudakov logs: for high lead jet  $E_T$ , probability of additional (lower energy) jet is high

# W + jets at LHC

- Look at probability for 3rd jet to be emitted as a function of the rapidity separation of the tagging jets
- At LHC, ratio ( $p_T^{\text{jet}} > 15 \text{ GeV}/c$ ) much higher than at Tevatron



**Figure 92.** The rate for production of a third (or more) jet in  $W + \geq 2$  jet events as a function of the rapidity separation of the two leading jets. A cut of 20 GeV has been placed on all jets. Predictions are shown from MCFM using two values for the renormalization and factorization scale, and using the BFKL formalism, requiring either that there be exactly 3 jets or 3 or more jets.



**Figure 91.** Predictions for the production of  $W + \geq 1, 2, 3$  jets at the LHC shown as a function of the transverse energy of the lead jet. A cut of 20 GeV has been placed on the other jets in the prediction.



# High $p_T$ tops

- At the LHC, there are many interesting physics signatures for BSM that involve highly boosted top pairs
- This will be an interesting/challenging environment for trying to optimize jet algorithms
  - ◆ each top will be a single jet
- Even at the Tevatron have tops with up to 300 GeV/c of transverse momentum

